

Geometry of the universal cover of $SL(2, \mathbb{R})$

Paweł Wójcik

Faculty of Physics
University of Warsaw

June 1st 2018

$SL(2, \mathbb{R})$

Group: matrix multiplication

$$SL(2, \mathbb{R}) = \{g \in M_{2 \times 2}(\mathbb{R}) : \det g = 1\}$$

Surface in \mathbb{R}^4

$$\det \begin{bmatrix} g_{11} & g_{12} \\ g_{21} & g_{22} \end{bmatrix} = 1 \quad (g_{11}, g_{12}, g_{21}, g_{22}) \in \mathbb{R}^4$$

$$g_{11}g_{22} - g_{12}g_{21} = 1$$

$SL(2, \mathbb{R})$ as a group

- ▶ If $g, h \in SL(2, \mathbb{R})$, then $\det gh = \det g \det h = 1$, $gh \in SL(2, \mathbb{R})$.
- ▶ If $g, h, k \in SL(2, \mathbb{R})$ then $ghk = g(hk) = (gh)k$
- ▶ Neutral element of the group is $\mathbb{1} = \begin{bmatrix} 1 & 0 \\ 0 & 1 \end{bmatrix}$.
- ▶ Inverse element g^{-1}

$$\det(g^{-1}g) = \det(\mathbb{1})$$

$$\det(g^{-1}) \det(g) = \det(\mathbb{1})$$

$$\det(g^{-1}) = 1.$$

SL(2, \mathbb{R}) as a surface

The determinant condition can be also viewed as a definition of a 3-surface in $\mathbb{R}^4 \ni (g_{11}, g_{12}, g_{21}, g_{22})$.

$$\det g = 1 \iff g_{11}g_{22} - g_{12}g_{21} = 1.$$

Equation of this surface can be rewritten as

$$\left(\frac{g_{11} + g_{22}}{2}\right)^2 - \left(\frac{g_{11} - g_{22}}{2}\right)^2 - \left(\frac{g_{12} + g_{21}}{2}\right)^2 + \left(\frac{g_{12} - g_{21}}{2}\right)^2 = 1,$$

which is an equation of a 3-hyperbola in \mathbb{R}^4 ,
or a unit sphere in $\mathbb{R}^{2,2}$.

1-hyperbola

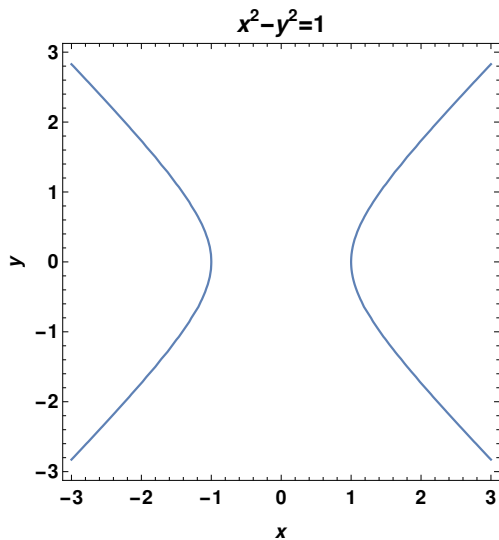


Figure: 1-hyperbola in \mathbb{R}^2

2-hyperbolas

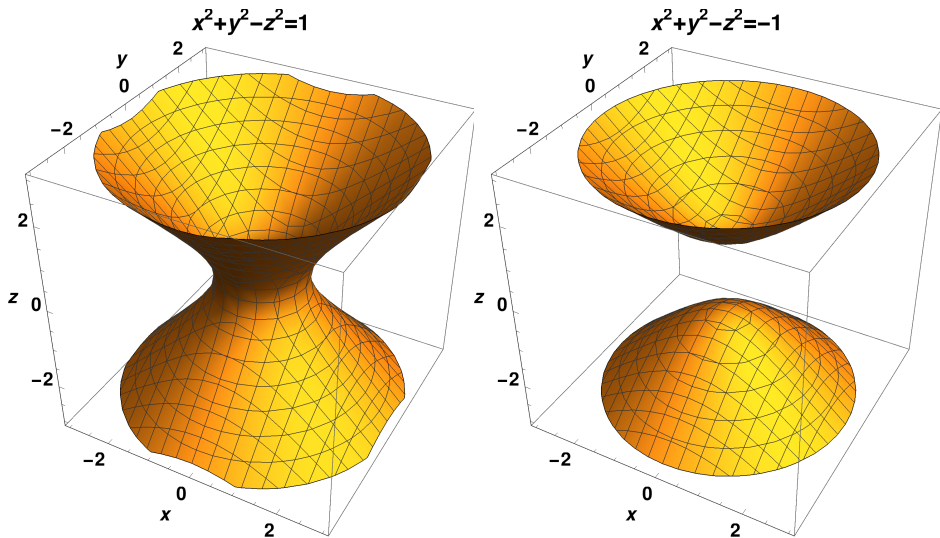
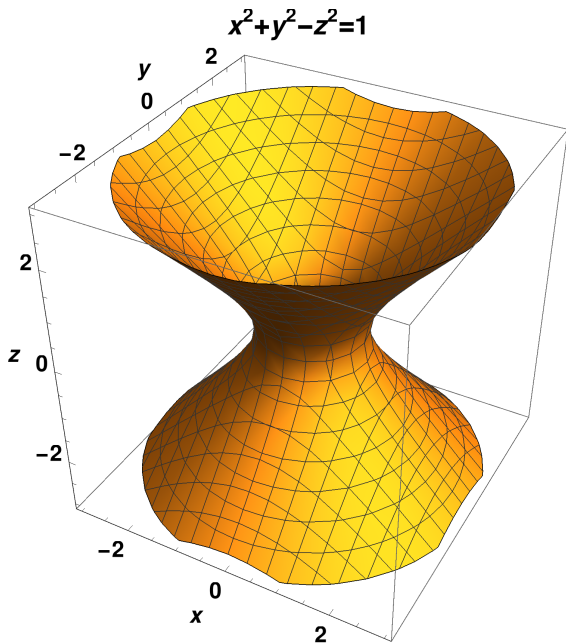
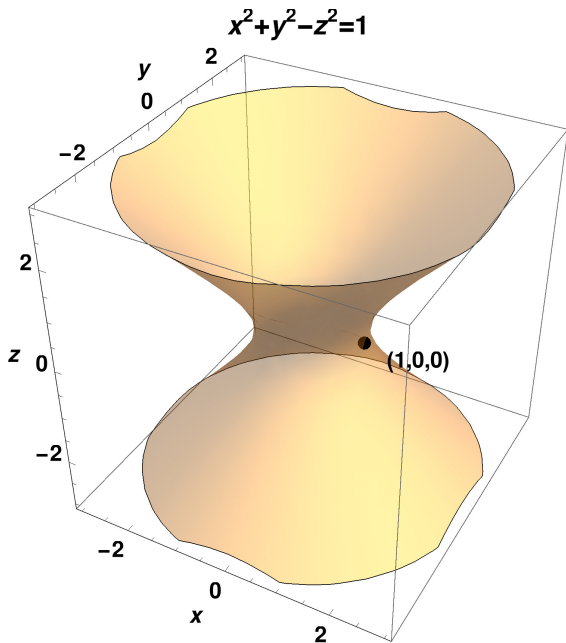


Figure: Two 2-hyperbolas in \mathbb{R}^3

2-hyperbola

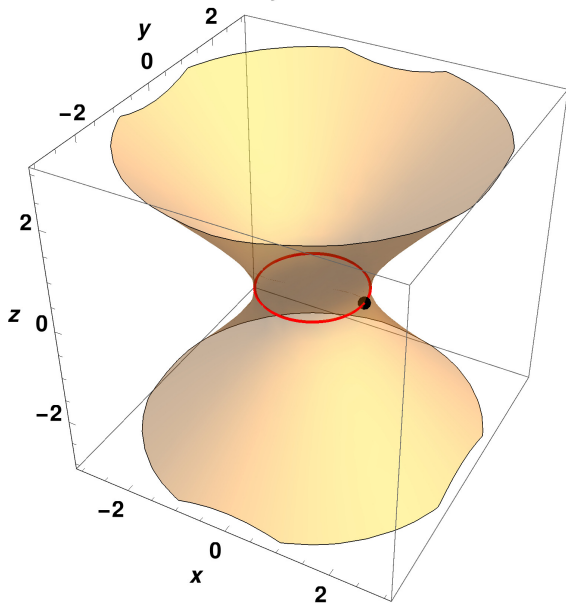


2-hyperbola



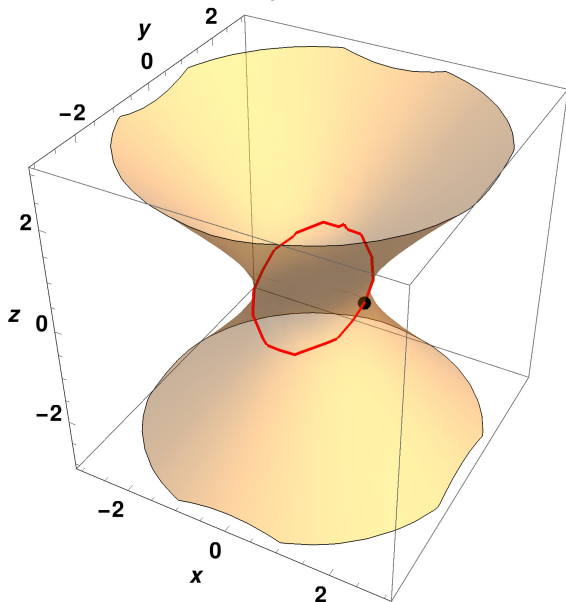
2-hyperbola geodesics: elliptic

$$x^2 + y^2 - z^2 = 1$$



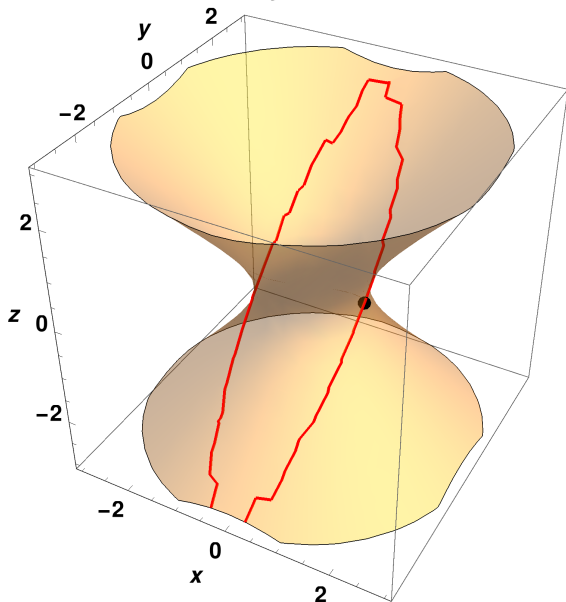
2-hyperbola geodesics: elliptic

$$x^2 + y^2 - z^2 = 1$$



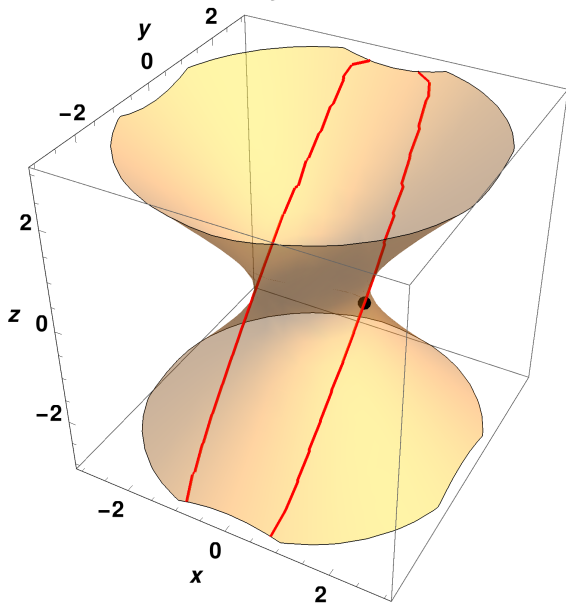
2-hyperbola geodesics: elliptic

$$x^2 + y^2 - z^2 = 1$$



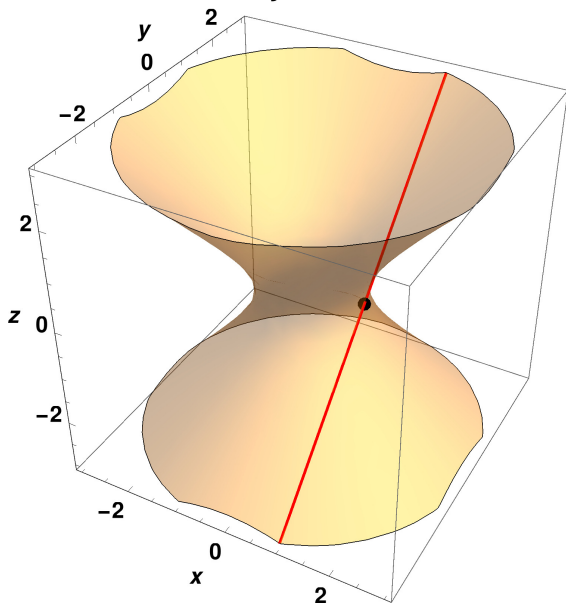
2-hyperbola geodesics: elliptic

$$x^2 + y^2 - z^2 = 1$$



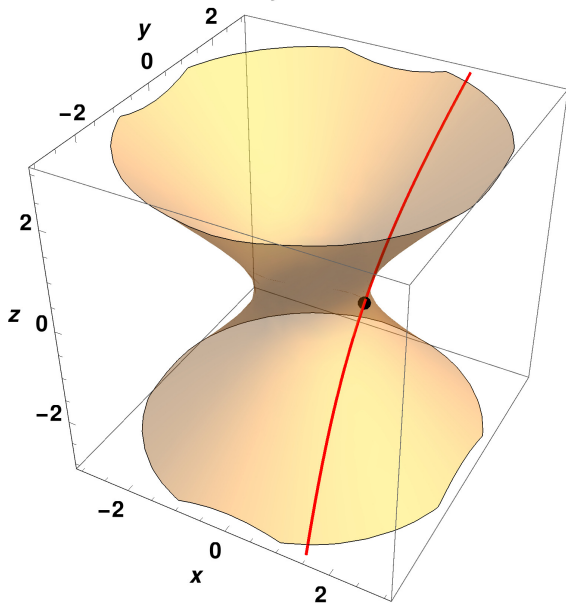
2-hyperbola geodesics: parabolic

$$x^2 + y^2 - z^2 = 1$$



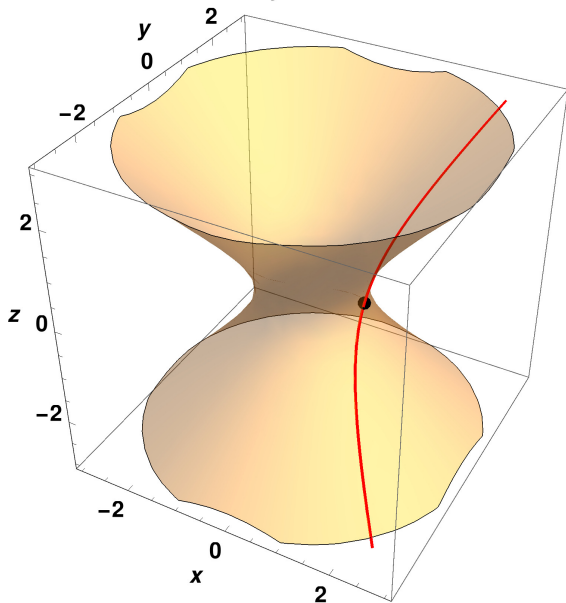
2-hyperbola geodesics: hyperbolic

$$x^2 + y^2 - z^2 = 1$$



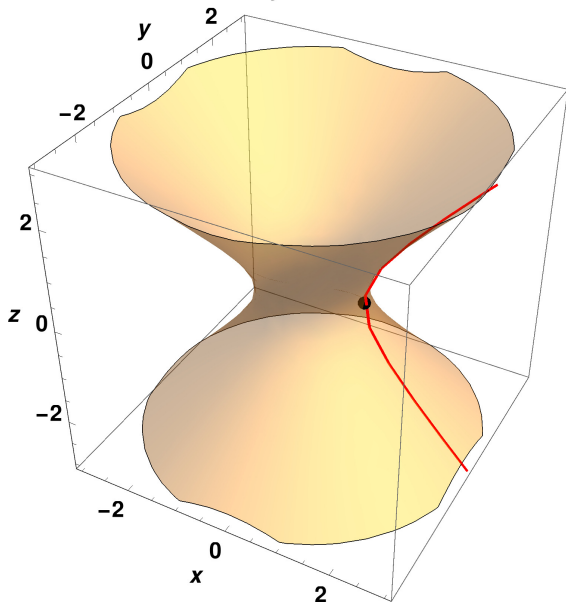
2-hyperbola geodesics: hyperbolic

$$x^2 + y^2 - z^2 = 1$$

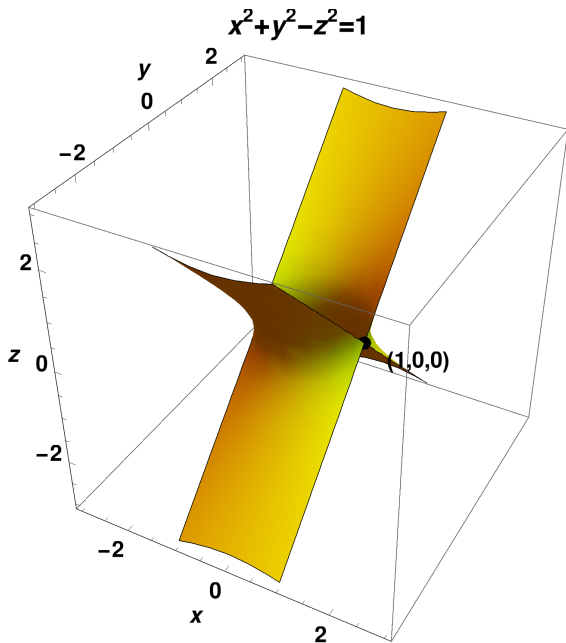


2-hyperbola geodesics: hyperbolic

$$x^2 + y^2 - z^2 = 1$$

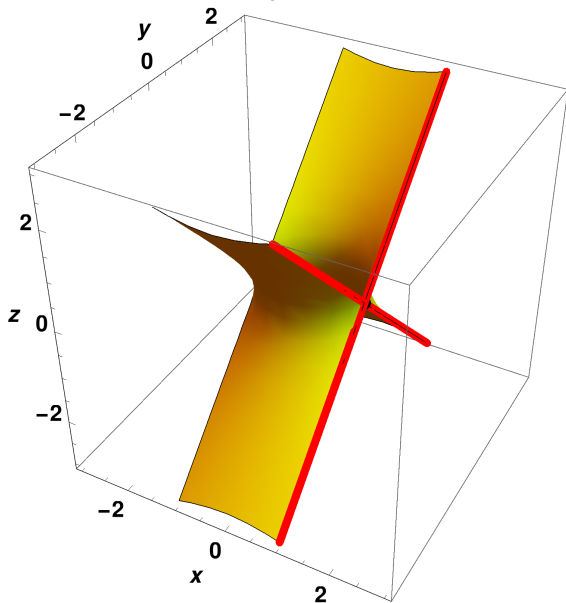


2-hyperbola elements: Ell



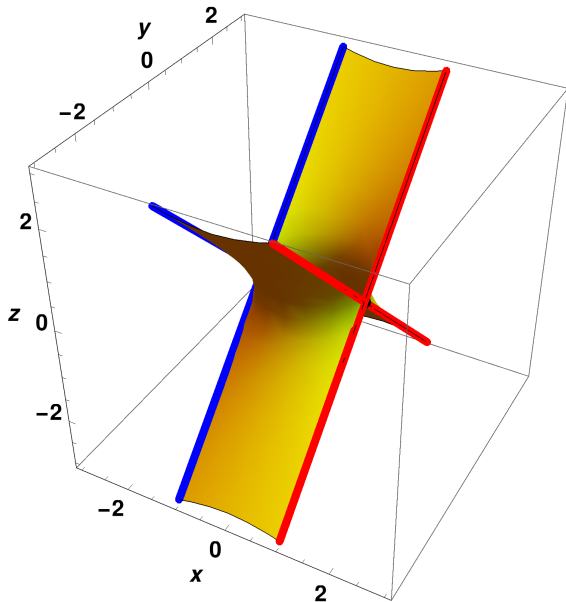
2-hyperbola elements: Ell, Par⁺

$$x^2 + y^2 - z^2 = 1$$



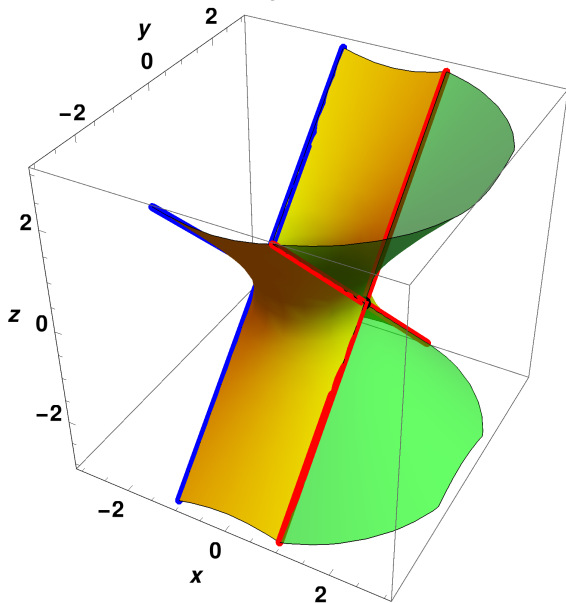
2-hyperbola elements: Ell, Par⁺, Par⁻

$$x^2 + y^2 - z^2 = 1$$



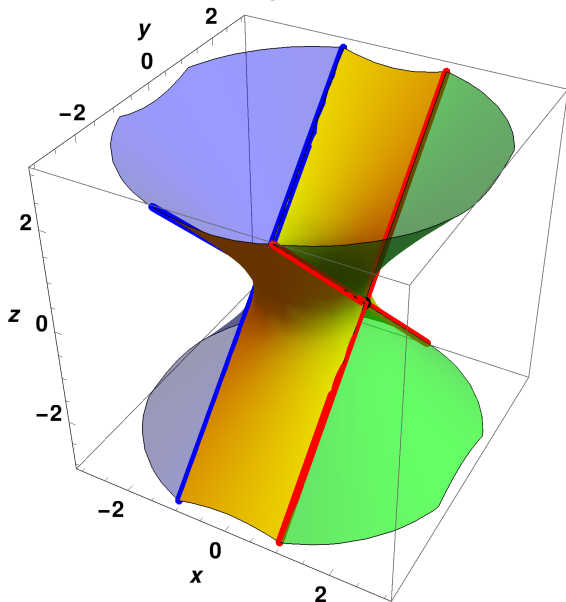
2-hyperbola elements: Ell, Par⁺, Par⁻, Hyp⁺

$$x^2 + y^2 - z^2 = 1$$



2-hyperbola elements: Ell, Par⁺, Par⁻, Hyp⁺, Hyp⁻

$$x^2 + y^2 - z^2 = 1$$



$\mathfrak{sl}(2, \mathbb{R})$

$\mathfrak{sl}(2, \mathbb{R})$ - the Lie algebra of the $SL(2, \mathbb{R})$ group

Tangent space at the group identity

$$\mathfrak{sl}(2, \mathbb{R}) = T_{\mathbf{1}}SL(2, \mathbb{R})$$

$\mathfrak{sl}(2, \mathbb{R})$ - the Lie algebra of the $SL(2, \mathbb{R})$ group

$X \in \mathfrak{sl}(2, \mathbb{R})$ and $t \in \mathbb{R}$

$$\exp(tX) \equiv 1 + tX + \frac{(tX)^2}{2} + \dots$$

$$\det \exp(tX) = 1$$

$$\det \begin{bmatrix} 1 + tX_{11} & tX_{12} \\ tX_{21} & 1 + tX_{22} \end{bmatrix} + O(t^2) = 1$$

$$(1 + tX_{11})(1 + tX_{22}) + O(t^2) = 1 \quad \left. \frac{d}{dt} \right|_{t=0}$$

$$X_{11} + X_{22} = 0$$

$\mathfrak{sl}(2, \mathbb{R})$ - the Lie algebra of the $SL(2, \mathbb{R})$ group

$$\mathfrak{sl}(2, \mathbb{R}) = \{X \in M_{2 \times 2}(\mathbb{R}) : \text{Tr } X = 0\}$$

$$X = \begin{bmatrix} X_{11} & X_{12} \\ X_{21} & -X_{11} \end{bmatrix}$$

$$X_{11}, X_{12}, X_{21} \in \mathbb{R}$$

Scalar product in $\mathbb{M}_{2 \times 2}(\mathbb{R})$

$A, B \in \mathbb{M}_{2 \times 2}(\mathbb{R})$, then

$$\langle A, B \rangle \equiv \frac{1}{2} \operatorname{Tr} AB$$

- ▶ symmetric

$$\langle A, B \rangle = \frac{1}{2} \operatorname{Tr} AB = \frac{1}{2} \operatorname{Tr} BA = \langle B, A \rangle$$

- ▶ non-degenerate

$$\forall_B \quad 0 = \langle A, B \rangle$$

$$0 = \operatorname{Tr} AB$$

$$0 = a_{11}b_{11} + a_{12}b_{21} + a_{21}b_{12} + a_{22}b_{22}$$

$$\implies A = 0$$

Basis of the $\mathfrak{sl}(2, \mathbb{R})$ algebra

The Pauli matrices

$$i\sigma_2 = \begin{bmatrix} 0 & 1 \\ -1 & 0 \end{bmatrix}, \quad \sigma_1 = \begin{bmatrix} 0 & 1 \\ 1 & 0 \end{bmatrix}, \quad \sigma_3 = \begin{bmatrix} 1 & 0 \\ 0 & -1 \end{bmatrix},$$

all belong to the $\mathfrak{sl}(2, \mathbb{R})$ algebra.

They form an orthogonal basis of the algebra

$$\langle i\sigma_2, i\sigma_2 \rangle = -1, \quad \langle \sigma_1, \sigma_1 \rangle = 1, \quad \langle \sigma_3, \sigma_3 \rangle = 1$$

$$\langle i\sigma_2, \sigma_1 \rangle = 0, \quad \langle i\sigma_2, \sigma_3 \rangle = 0, \quad \langle \sigma_1, \sigma_3 \rangle = 0$$

Basis of the $\mathfrak{sl}(2, \mathbb{R})$ algebra

The previously introduced parametrisation of $X \in \mathfrak{sl}(2, \mathbb{R})$

$$X = X_0(X_{11}, X_{12}, X_{21}) = \begin{bmatrix} X_{11} & X_{12} \\ X_{21} & -X_{11} \end{bmatrix},$$

in the new basis

$$X = X(t, s, w) = t i\sigma_2 + s\sigma_1 + w\sigma_3,$$

becomes

$$\begin{aligned} X_{11} &= w, & X_{12} &= s + t, & X_{21} &= s - t \\ t &= \frac{X_{12} - X_{21}}{2}, & s &= \frac{X_{12} + X_{21}}{2}, & w &= X_{11}. \end{aligned}$$

Classification of elements of the $\mathfrak{sl}(2, \mathbb{R})$ algebra

$$X \in \mathfrak{sl}(2, \mathbb{R})$$

$$X = X(t, s, w) = t i\sigma_2 + s\sigma_1 + w\sigma_3$$

$$\begin{aligned}\langle X, X \rangle &= \langle X(s, t, w), X(s, t, w) \rangle \\ &= -t^2 + s^2 + w^2.\end{aligned}$$

This scalar product has a signature $(-, +, +)$ - Minkowski space.

Classification of elements of the $\mathfrak{sl}(2, \mathbb{R})$ algebra

$$X \in \mathfrak{sl}(2, \mathbb{R})$$

$$\text{par} \equiv \{X \neq 0 : \langle X, X \rangle = 0\}$$

$$\text{ell} \equiv \{X : \langle X, X \rangle < 0\}$$

$$\text{hyp} \equiv \{X : \langle X, X \rangle > 0\}$$

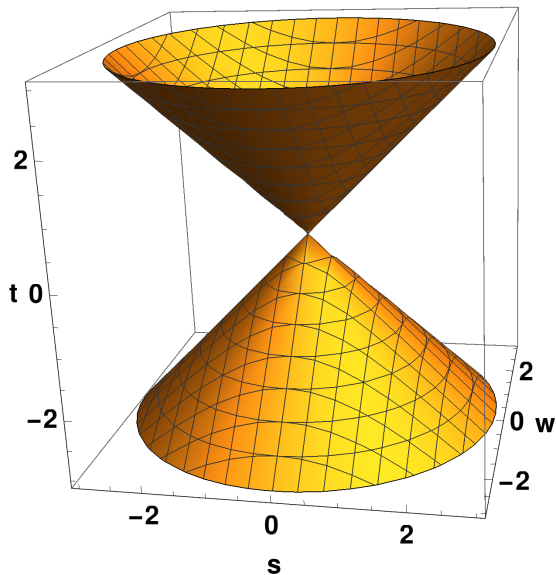
examples

$$A_+ = \begin{bmatrix} 0 & 1 \\ 0 & 0 \end{bmatrix}, A_- = \begin{bmatrix} 0 & 0 \\ 1 & 0 \end{bmatrix} \quad A_+^2 = A_-^2 = 0 \quad \text{Tr } 0 = 0$$

$$N = \begin{bmatrix} \frac{1}{2} & 0 \\ 0 & -\frac{1}{2} \end{bmatrix} \quad N^2 = \begin{bmatrix} \frac{1}{4} & 0 \\ 0 & \frac{1}{4} \end{bmatrix} \quad \text{Tr } N^2 = \frac{1}{2}$$

Classification of elements of the algebra

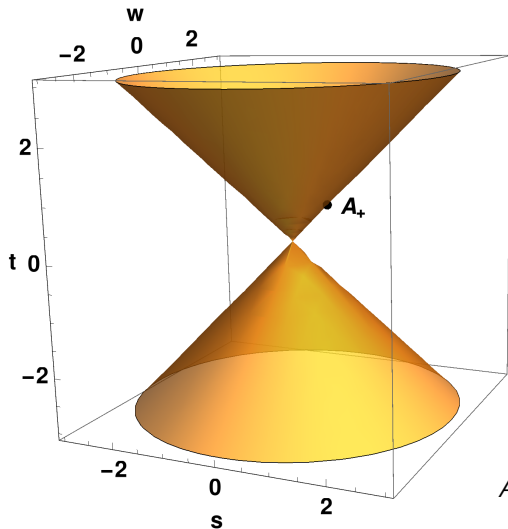
$$-t^2 + s^2 + w^2 = 0$$



Classification of elements of the algebra

$$-t^2 + s^2 + w^2 = 0$$

$$A_+ = X\left(\frac{1}{2}, \frac{1}{2}, 0\right)$$



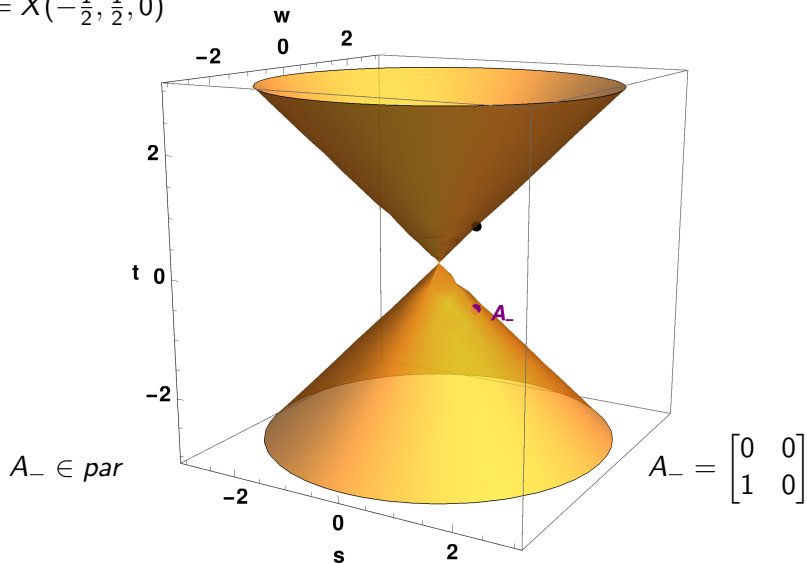
$A_+ \in \text{par}$

$$A_+ = \begin{bmatrix} 0 & 1 \\ 0 & 0 \end{bmatrix}$$

Classification of elements of the algebra

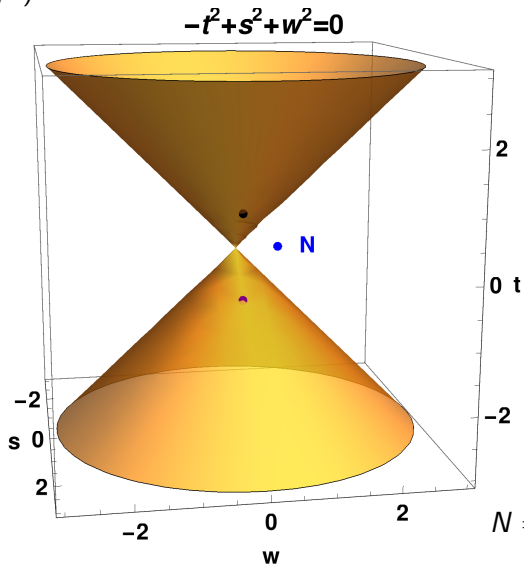
$$A_- = X\left(-\frac{1}{2}, \frac{1}{2}, 0\right)$$

$$-t^2 + s^2 + w^2 = 0$$



Classification of elements of the algebra

$$N = X(0, 0, 1)$$



$SL(2, \mathbb{R})$

Classification of elements of the $SL(2, \mathbb{R})$ group

$$g \in SL(2, \mathbb{R})$$

$$Par^+ = \{g \neq \mathbf{1} : \text{Tr } g = 2\}$$

$$Par^- = \{g \neq -\mathbf{1} : \text{Tr } g = -2\}$$

$$Ell = \{g : -2 < \text{Tr } g < 2\}$$

$$Hyp^+ = \{g : \text{Tr } g > 2\}$$

$$Hyp^- = \{g : \text{Tr } g < -2\}$$

1 parameter groups in $SL(2, \mathbb{R})$

$$X \in \mathfrak{sl}(2, \mathbb{R})$$

$$\tau \in \mathbb{R}$$

$$\exp(\tau X) \equiv \mathbb{1} + \tau X + \frac{\tau^2}{2!} X^2 + \dots$$

1 parameter groups in $SL(2, \mathbb{R})$: *par* elements

- If $X \in \textit{par}$ then $X^2 = 0$
 $\tau \in \mathbb{R}$

$$\exp(\tau X) = \mathbb{1} + \tau X$$

$$\text{Tr}(\exp(\tau X)) = \text{Tr}(\mathbb{1} + \tau X) = 2$$

$$\exp(\tau X) \in \textit{Par}^+$$

1 parameter groups in $SL(2, \mathbb{R})$: *hyp* elements

- If $X \in \text{hyp}$ then $X^2 = \lambda \mathbb{1}, \lambda > 0$

$\tau \in \mathbb{R}_+$

$$\begin{aligned}\exp(\tau X) &= \mathbb{1} + \tau X + \frac{(\tau X)^2}{2!} + \dots \\ &= \mathbb{1} + \tau X + \frac{(\tau \sqrt{\lambda})^2}{2!} \mathbb{1} + \dots \\ &= \cosh(\sqrt{\lambda} \tau) \mathbb{1} + \frac{\sinh(\sqrt{\lambda} \tau)}{\sqrt{\lambda}} X\end{aligned}$$

$$\text{Tr}(\exp(\tau X)) = \text{Tr} \left(\cosh(\sqrt{\lambda} \tau) \mathbb{1} + \frac{\sinh(\sqrt{\lambda} \tau)}{\sqrt{\lambda}} X \right)$$

$$= 2 \cosh(\sqrt{\lambda} \tau)$$

$$2 \cosh(\sqrt{\lambda} \tau) > 2$$

$$\exp(\tau X) \in \text{Hyp}^+$$

1 parameter groups in $SL(2, \mathbb{R})$: $e//$ elements

- If $X \in e//$ then $X^2 = -\lambda \mathbf{1}, \lambda > 0$

$$\tau \in \mathbb{R}_+$$

$$\exp(\tau X) = \mathbf{1} + \tau X + \frac{(\tau X)^2}{2!} + \dots$$

$$= \mathbf{1} + \tau X + \frac{(i\sqrt{\lambda}\tau)^2}{2!} \mathbf{1} + \dots$$

$$= \cos(\sqrt{\lambda}\tau) \mathbf{1} + \frac{\sin(\sqrt{\lambda}\tau)}{\sqrt{\lambda}} X$$

$$\text{Tr}(\exp(\tau X)) = \text{Tr} \left(\cos(\sqrt{\lambda}\tau) \mathbf{1} + \frac{\sin(\sqrt{\lambda}\tau)}{\sqrt{\lambda}} X \right)$$

$$= 2 \cos(\sqrt{\lambda}\tau)$$

$$-2 \leq 2 \cos(\sqrt{\lambda}\tau) \leq 2$$

$$\exp(\tau X) \in E// \cup \{\mathbf{1}, -\mathbf{1}\}$$

1 parameter groups in $SL(2, \mathbb{R})$: overview

$X \in \mathfrak{sl}(2, \mathbb{R})$ can be expressed in the basis of Pauli matrices

$$X = X(t, s, w) \equiv t i \sigma_2 + s \sigma_1 + w \sigma_3$$

$$X^2(s, t, w) = \frac{-t^2 + s^2 + w^2}{2} \mathbb{1}$$

$$\lambda = -t^2 + s^2 + w^2$$

$$\exp(\tau X(t, s, w)) = \begin{cases} \mathbb{1} + \tau X(t, s, w), & \lambda = 0, \\ \cosh(\tau \sqrt{\lambda}) \mathbb{1} + \frac{\sinh(\tau \sqrt{\lambda})}{\sqrt{\lambda}} X(t, s, w), & \lambda > 0, \\ \cos(\tau \sqrt{-\lambda}) \mathbb{1} + \frac{\sin(\tau \sqrt{-\lambda})}{\sqrt{-\lambda}} X(t, s, w), & \lambda < 0. \end{cases}$$

1 parameter groups in $SL(2, \mathbb{R})$

$$(t, s, w) = (0, 1, 0), X(0, 1, 0) = \sigma_1 \rightarrow \lambda = 1$$

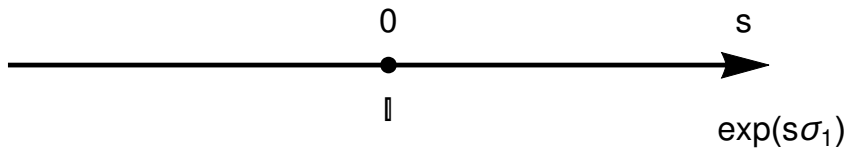
$$\exp(\tau X(0, 1, 0)) = \cosh \tau \mathbb{1} + \sinh \tau \sigma_1$$

examples $x \in \mathbb{R}_+$ and $\tau = \ln x$,

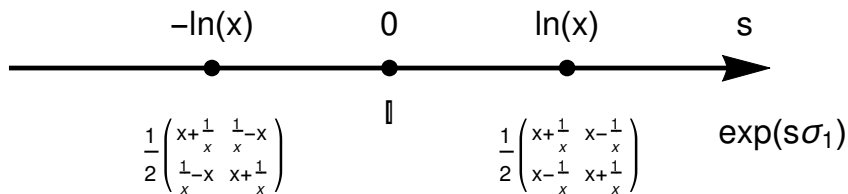
$$\exp(\ln x X(0, 1, 0)) = \frac{1}{2} \begin{bmatrix} x + \frac{1}{x} & x - \frac{1}{x} \\ x - \frac{1}{x} & x + \frac{1}{x} \end{bmatrix}.$$

The cases $(0, \alpha, \beta)$, are very similar.

1 parameter groups in $SL(2, \mathbb{R})$: $(0,1,0)$ direction



1 parameter groups in $SL(2, \mathbb{R})$: $(0,1,0)$ direction



1 parameter groups in $SL(2, \mathbb{R})$

$$(t, s, w) = (1, 0, 0), X(1, 0, 0) = i\sigma_2 \rightarrow \lambda = -1$$

$$\exp(\tau X(1, 0, 0)) = \cos \tau \mathbb{1} + \sin \tau i\sigma_2$$

Periodic function, period $T = 2\pi$, depends on α in $X(\alpha, 0, 0)$.
examples:

$$\tau = \frac{\pi}{4} \rightarrow \frac{1}{\sqrt{2}} \mathbb{1} + \frac{1}{\sqrt{2}} i\sigma_2$$


$$\tau = \frac{\pi}{2} \rightarrow i\sigma_2$$

$$\tau = \pi \rightarrow -\mathbb{1}$$

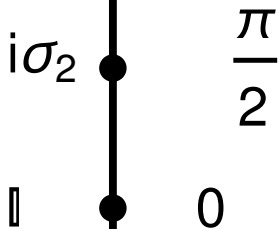
$$k \in \mathbb{Z}$$

$$\tau = k\pi \rightarrow (-1)^k \mathbb{1}$$

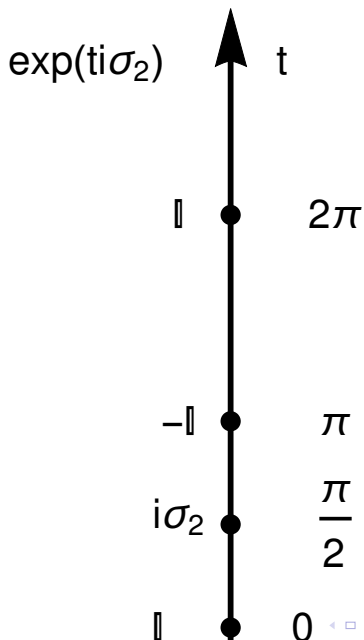
1 parameter groups in $SL(2, \mathbb{R})$: $(1,0,0)$ direction



1 parameter groups in $SL(2, \mathbb{R})$: $(1,0,0)$ direction



1 parameter groups in $SL(2, \mathbb{R})$: $(1,0,0)$ direction



1 parameter groups in $SL(2, \mathbb{R})$

$$(t, s, w) = (\alpha, \beta, 0),$$

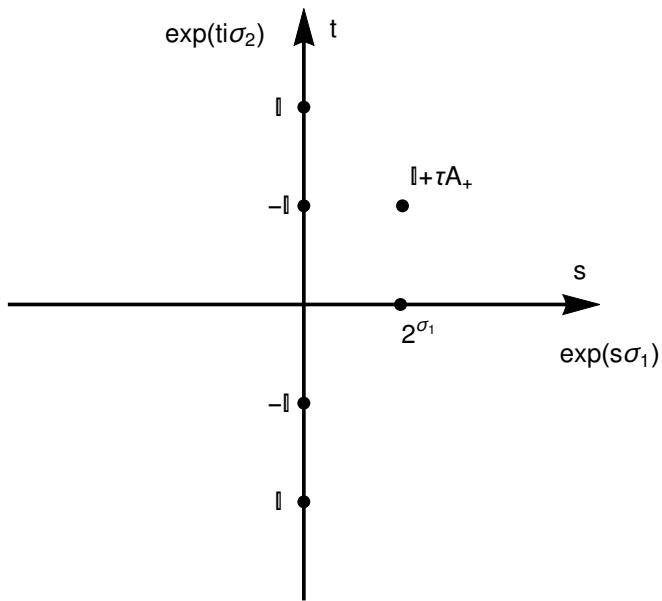
$$X(\alpha, \beta, 0) = \alpha i\sigma_2 + \beta\sigma_1$$

$$\lambda = -\alpha^2 + \beta^2$$

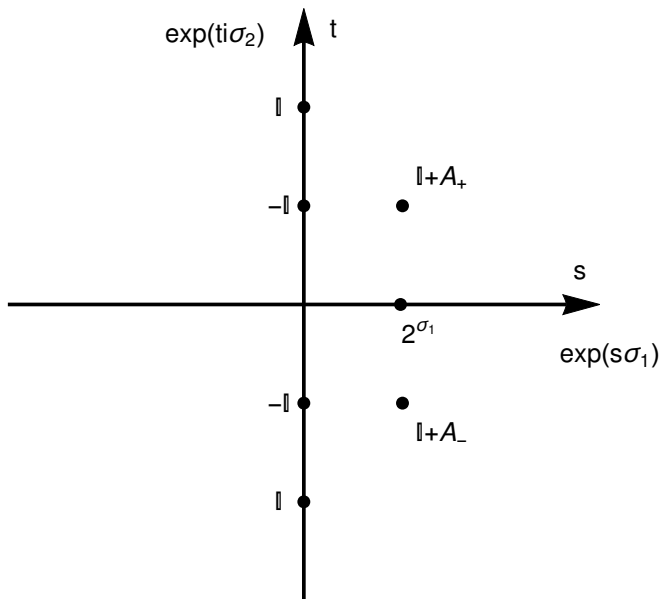
example

$$\exp\left(\tau X\left(\frac{1}{2}, \frac{1}{2}, 0\right)\right) = \mathbf{1} + \tau \frac{1}{2} (i\sigma_2 + \sigma_1) = \mathbf{1} + \tau A_+$$

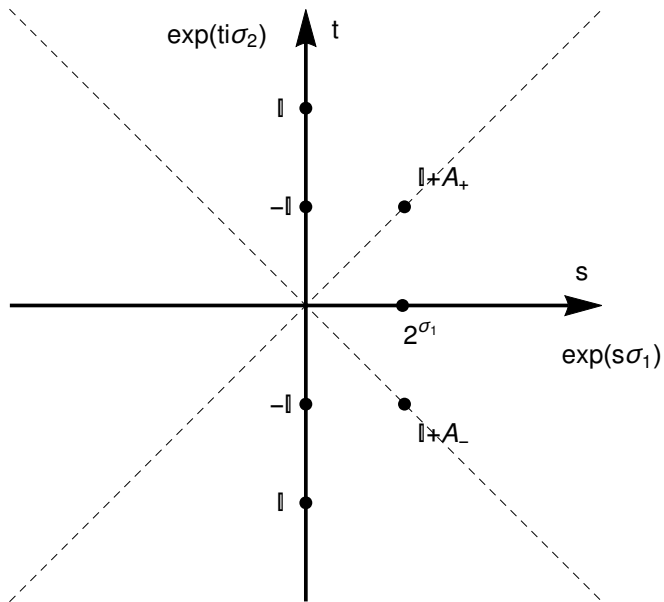
1 parameter groups in $SL(2, \mathbb{R})$



1 parameter groups in $SL(2, \mathbb{R})$



1 parameter groups in $SL(2, \mathbb{R})$



1 parameter groups in $SL(2, \mathbb{R})$

$$(t, s, w) = (\sin \theta, \cos \theta, 0),$$

$$X(\sin \theta, \cos \theta, 0) = \sin \theta i \sigma_2 + \cos \theta \sigma_1$$

$$\lambda = -\sin^2 \theta + \cos^2 \theta \quad \text{if } \theta \in]\frac{\pi}{4}, \frac{3\pi}{4}[\text{ then } \lambda < 0 \text{ and}$$

$$\exp(\tau X(\sin \theta, \cos \theta, 0)) = \cos(\tau \sqrt{-\lambda}) \mathbf{1} + \frac{\sin(\tau \sqrt{-\lambda})}{\sqrt{-\lambda}} X(\sin \theta, \cos \theta, 0)$$

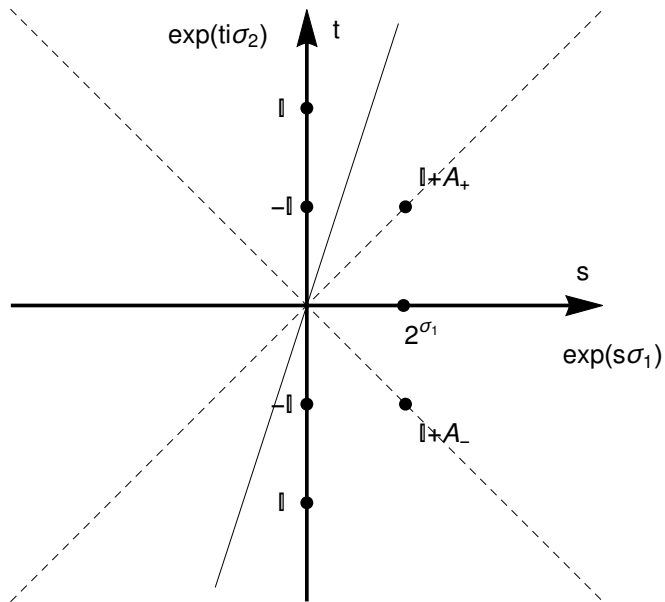
is also a periodic function.

Example

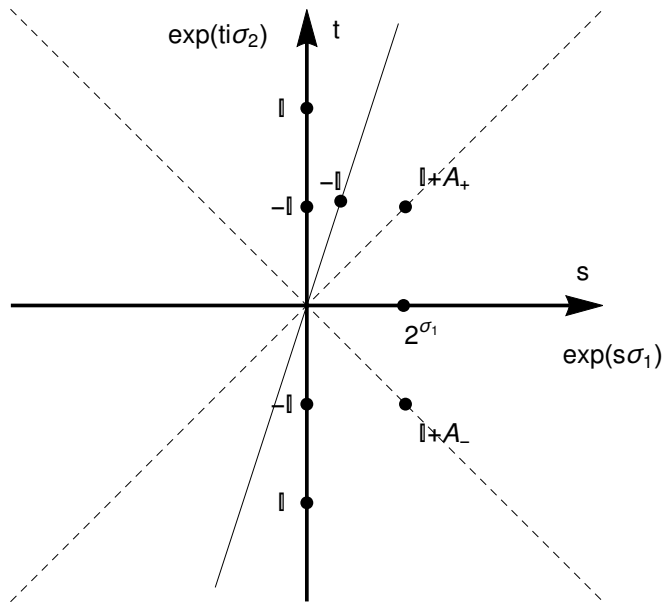
$$\tau = \frac{\pi k}{\sqrt{-\lambda}}, k \in \mathbb{Z}$$

$$\exp\left(\frac{\pi k}{\sqrt{-\lambda}} X(\alpha, \beta, 0)\right) = (-1)^k \mathbf{1}$$

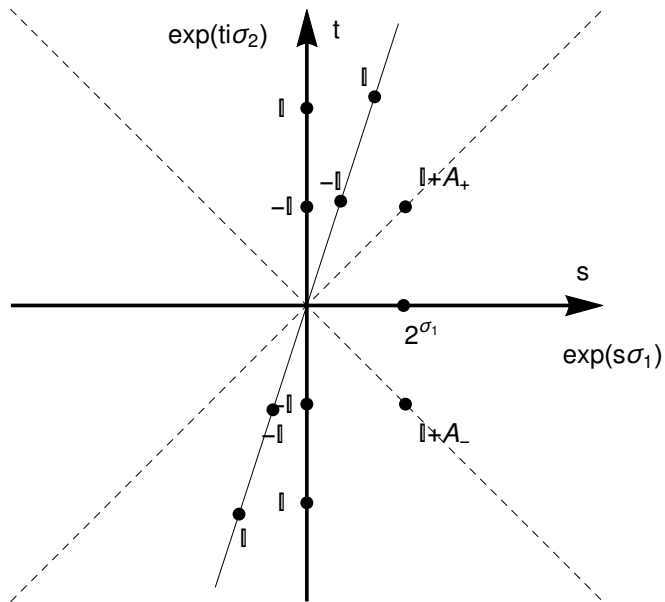
1 parameter groups in $SL(2, \mathbb{R})$: periodic Ell



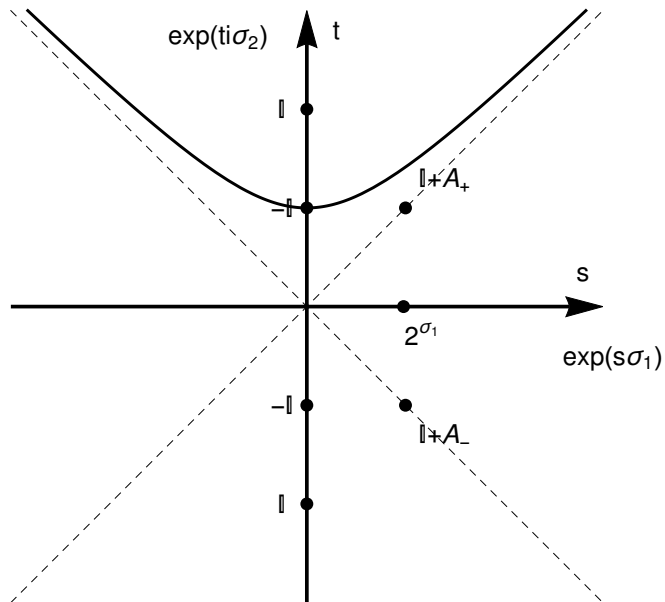
1 parameter groups in $SL(2, \mathbb{R})$: periodic Ell



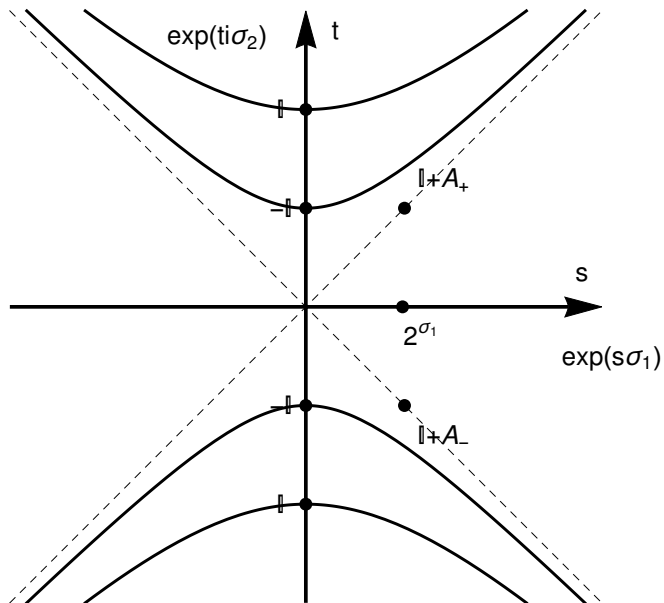
1 parameter groups in $SL(2, \mathbb{R})$: periodic Ell



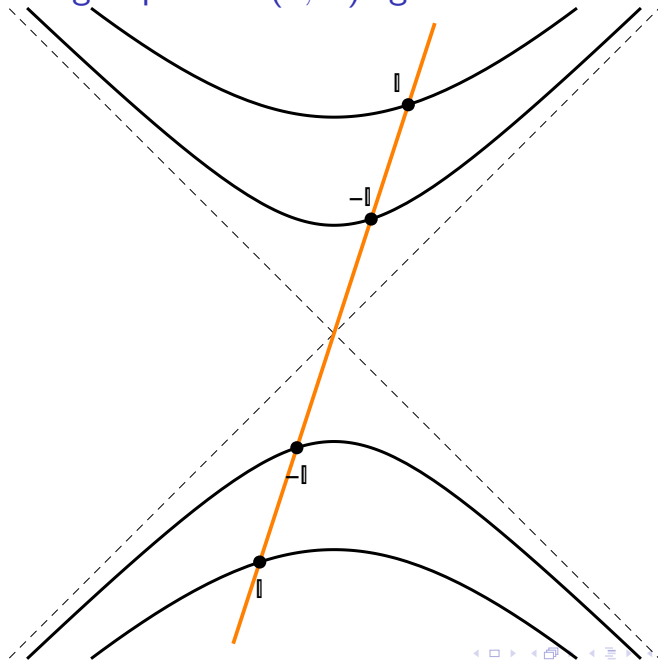
1 parameter groups in $SL(2, \mathbb{R})$: periodic Ell



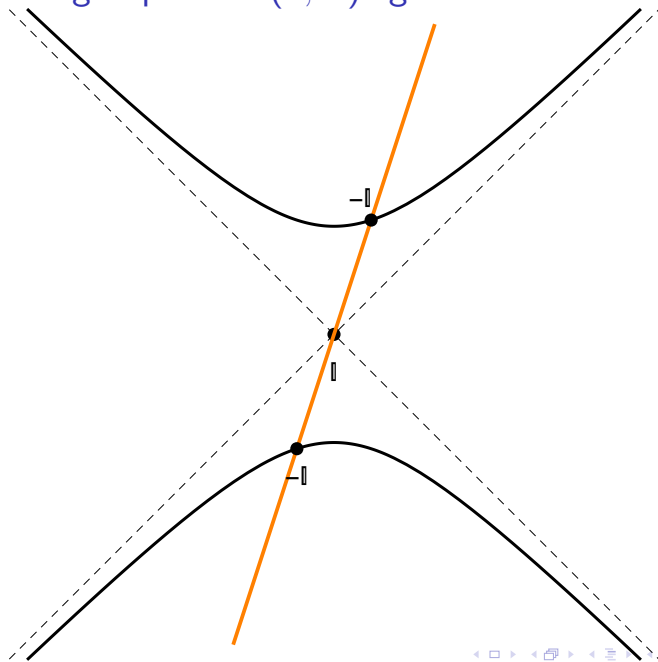
1 parameter groups in $SL(2, \mathbb{R})$: periodic Ell



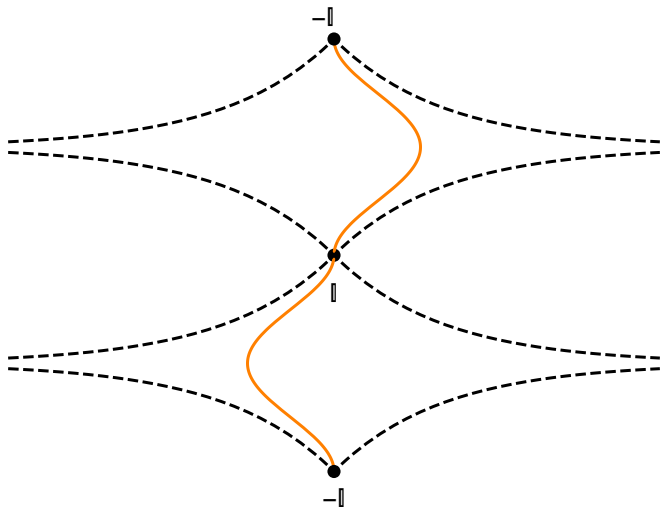
1 parameter groups in $SL(2, \mathbb{R})$: general view



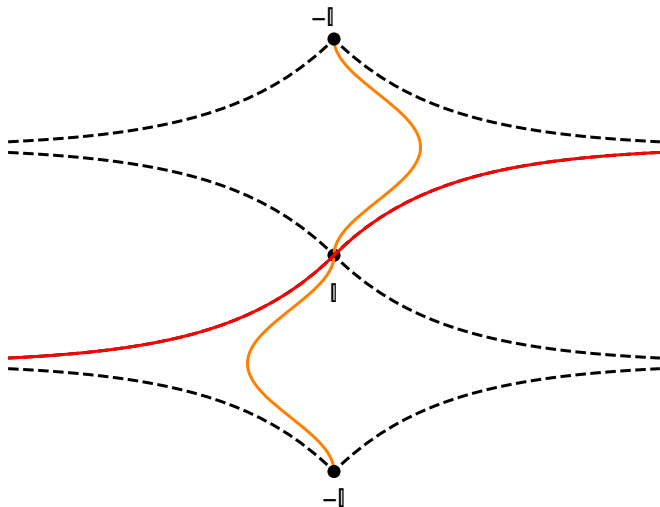
1 parameter groups in $SL(2, \mathbb{R})$: general view



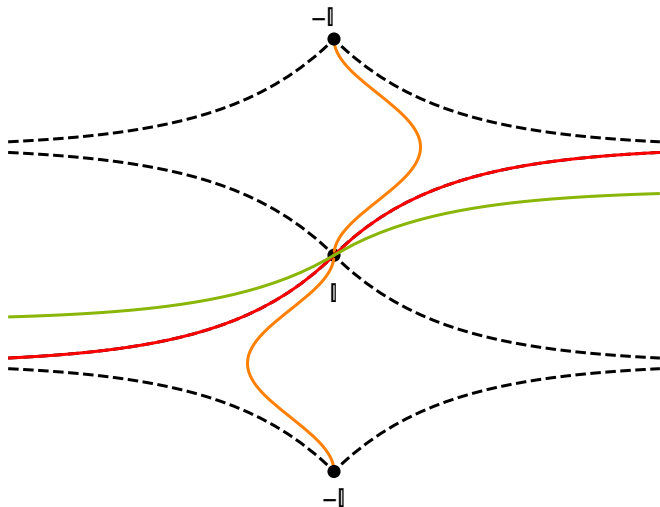
1 parameter groups in $SL(2, \mathbb{R})$: general view



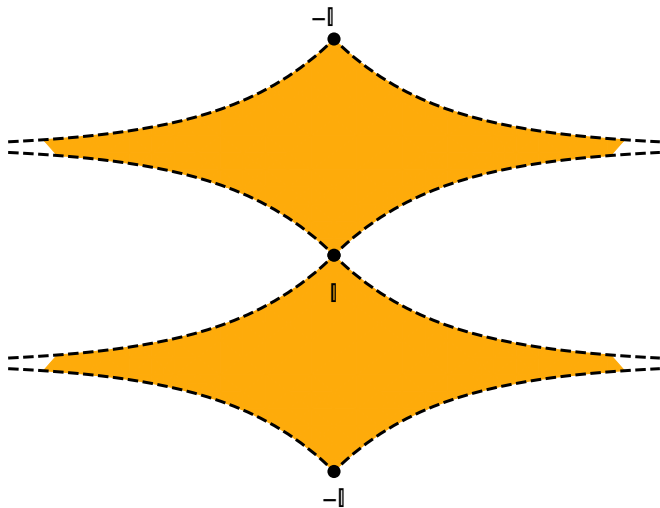
1 parameter groups in $SL(2, \mathbb{R})$: general view



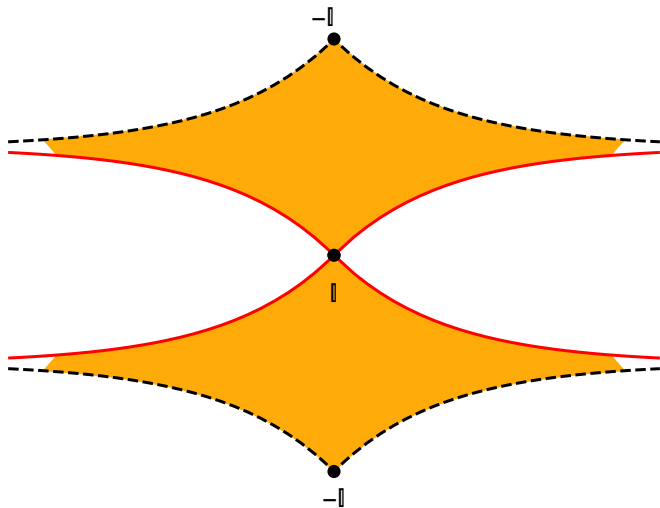
1 parameter groups in $SL(2, \mathbb{R})$: general view



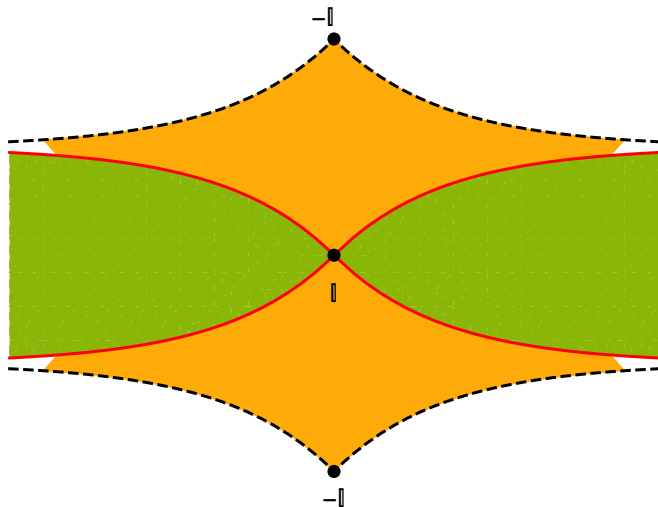
1 parameter groups in $SL(2, \mathbb{R})$



1 parameter groups in $SL(2, \mathbb{R})$

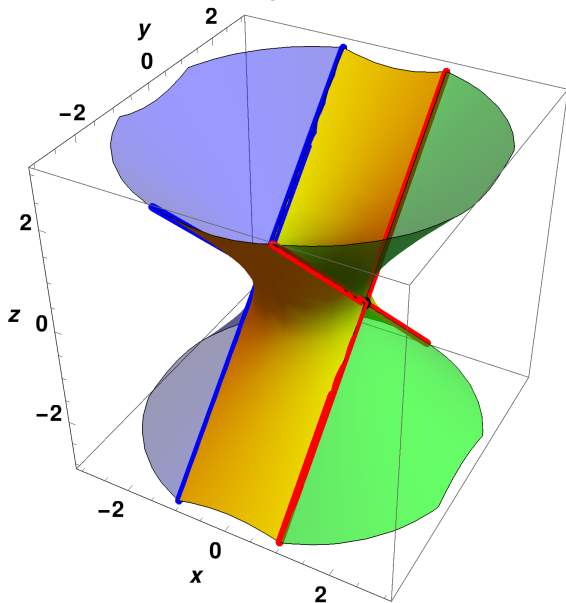


1 parameter groups in $SL(2, \mathbb{R})$

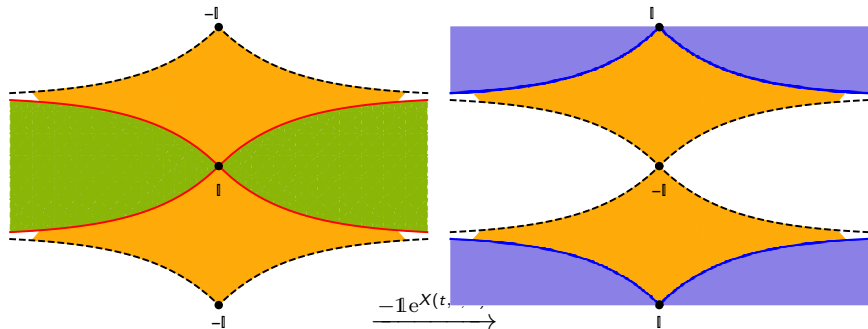


2-hyperbola elements: Ell, Par⁺, Par⁻, Hyp⁺, Hyp⁻

$$x^2 + y^2 - z^2 = 1$$



How to reach -1 neighbourhood



The KAN decomposition of elements of the $SL(2, \mathbb{R})$ group

The $SL(2, \mathbb{R})$ group contains $SO(2)$ group which consists of matrices of the form

$$u_\varphi \equiv \begin{bmatrix} \cos \varphi & \sin \varphi \\ -\sin \varphi & \cos \varphi \end{bmatrix}.$$

The group $AN(2, \mathbb{R})$ of lower triangular matrices with determinant equal to one and positive entries on the diagonal have elements of the following form

$$t = \begin{bmatrix} a & 0 \\ n & \frac{1}{a} \end{bmatrix}, \quad a > 0.$$

The map

$$SO(2) \times AN(2, \mathbb{R}) \ni (u_\varphi, t) \mapsto tu \in SL(2, \mathbb{R})$$

is a continuous bijection.

The KAN decomposition of elements of the $SL(2, \mathbb{R})$ group

If $g \in SL(2, \mathbb{R})$, then

$$g = \begin{bmatrix} g_{11} & g_{12} \\ g_{21} & g_{22} \end{bmatrix} = \begin{bmatrix} \cos \varphi & \sin \varphi \\ -\sin \varphi & \cos \varphi \end{bmatrix} \begin{bmatrix} a & 0 \\ n & \frac{1}{a} \end{bmatrix},$$

where $a > 0, \varphi \in]-\pi, \pi]$ and

$$a = \frac{1}{\sqrt{g_{12}^2 + g_{22}^2}}$$

$$\cos \varphi = \frac{g_{22}}{\sqrt{g_{12}^2 + g_{22}^2}} \quad \sin \varphi = \frac{g_{12}}{\sqrt{g_{12}^2 + g_{22}^2}}$$

$$n = \frac{g_{11}g_{12} + g_{22}g_{21}}{\sqrt{g_{12}^2 + g_{22}^2}}$$

The KAN decomposition of elements of the $SL(2, \mathbb{R})$ group

The KAN decomposition gives a map

$$SL(2, \mathbb{R}) \ni g \mapsto \varphi(g) \in] - \pi, \pi].$$

example

$$\varphi(u_{\varphi_1} t) = \varphi_1$$

This shows that $SL(2, \mathbb{R})$ group is homotopic to a circle $] - \pi, \pi]$.

The KAN decomposition of elements of the $SL(2, \mathbb{R})$ group

Classification of $SL(2, \mathbb{R})$ elements with the KAN decomposition

$$Y^+ = \{g : \varphi(g) \in]0, \pi[\}$$

$$Y^- = \{g : \varphi(g) \in]-\pi, 0[\} = -Y^+$$

$$AN^+ = \{g : \varphi(g) = 0 \}$$

$$AN^- = \{g : \varphi(g) = \pi \}$$

Lemma

$$AN \cdot AN = AN$$

$$AN \cdot Y^+ = Y^+$$

$$Y^+ \cdot AN = Y^+$$

$$Y^+ \cdot Y^+ \subset Y^+ \cup AN^- \cup Y^-$$

$\widetilde{SL}(2, \mathbb{R})$

$\widetilde{SL}(2, \mathbb{R})$ - the universal covering group of $SL(2, \mathbb{R})$

$$\widetilde{SL}(2, \mathbb{R}) \cong \mathbb{R} \times AN(2, \mathbb{R}),$$

Let $(\phi_i, t_i) \in \widetilde{SL}(2, \mathbb{R})$ then

$$(\phi_1, t_1)(\phi_2, t_2) = (\phi, t)$$

where

$$u_\phi t \equiv u_{\phi_1} t_1 u_{\phi_2} t_2,$$

and ϕ , with the use of **Lemma**, can be determined as follows

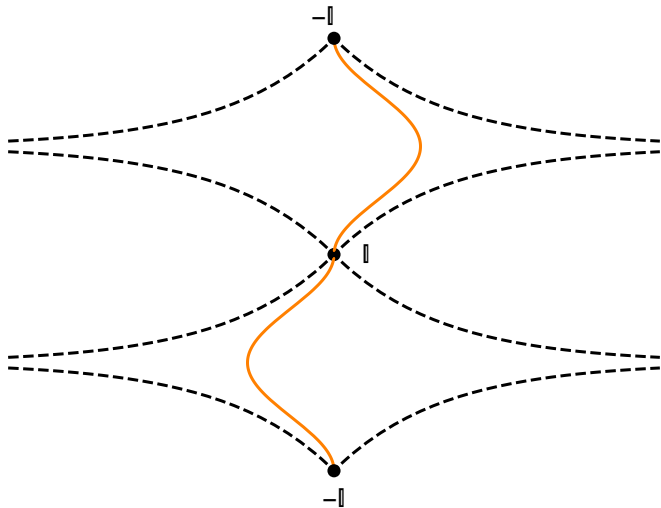
$$\phi_1 = n_1\pi, \quad \phi_2 = n_2\pi \implies \phi = (n_1 + n_2)\pi$$

$$\phi_1 \in]n_1\pi, (n_1+1)\pi[\quad \phi_2 = n_2\pi \implies \phi \in](n_1+n_2)\pi, (n_1+n_2+1)\pi[$$

...

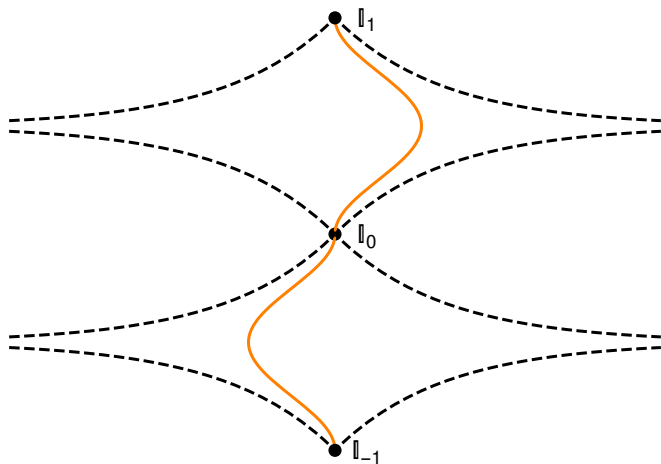
n_i will be used as subscripts for $\mathbb{1}$ s from $\widetilde{SL}(2, \mathbb{R})$.

1 parameter groups in $\widetilde{SL}(2, \mathbb{R})$: general view



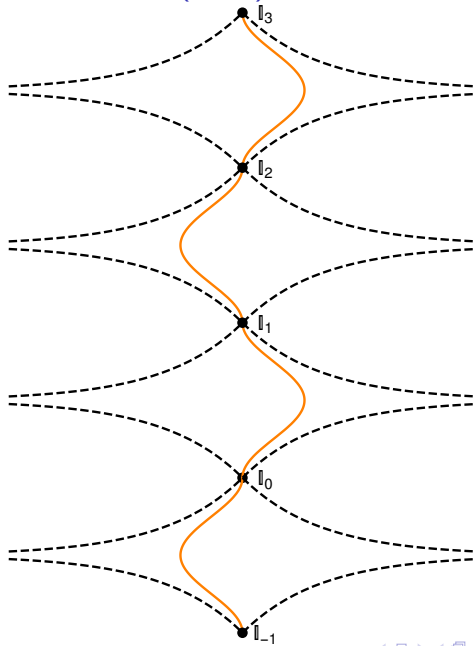
$SL(2, \mathbb{R})$ situation

1 parameter groups in $\widetilde{SL}(2, \mathbb{R})$: general view

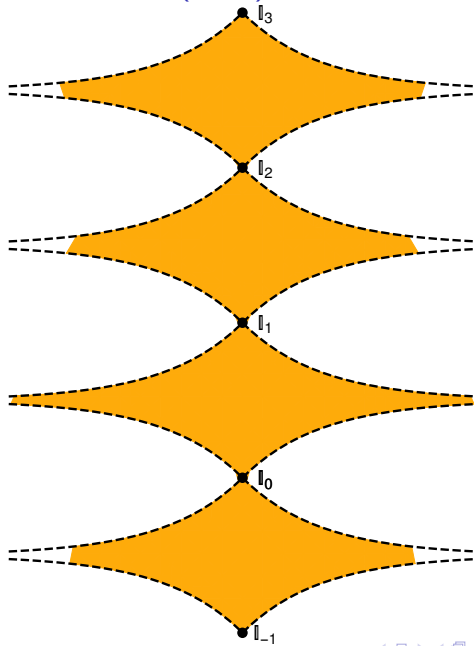


$\widetilde{SL}(2, \mathbb{R})$ situation

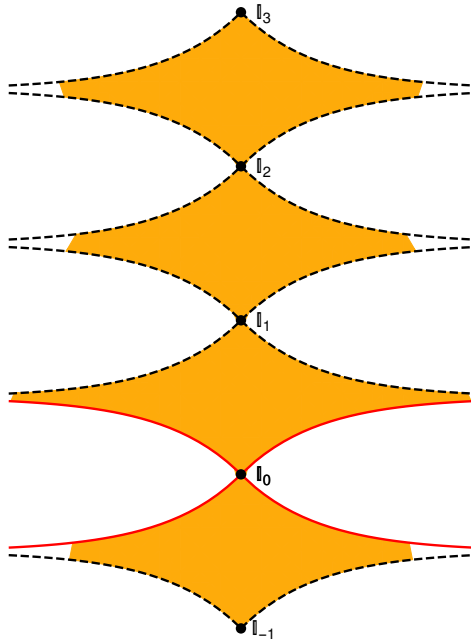
1 parameter groups in $\widetilde{SL}(2, \mathbb{R})$: general view



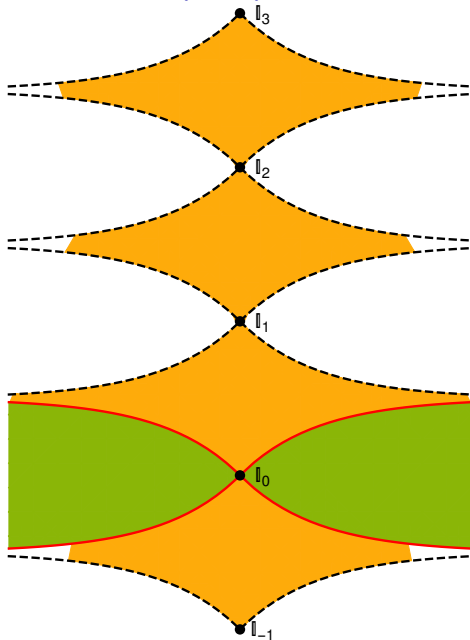
1 parameter groups in $\widetilde{SL}(2, \mathbb{R})$: general view



1 parameter groups in $\widetilde{SL}(2, \mathbb{R})$: general view



1 parameter groups in $\widetilde{SL}(2, \mathbb{R})$: general view



1 parameter groups in $\widetilde{SL}(2, \mathbb{R})$: general view

