

# Lasers

## lecture 4

Czesław Radzewicz

# Dicke effect

## The Effect of Collisions upon the Doppler Width of Spectral Lines

R. H. DICKE

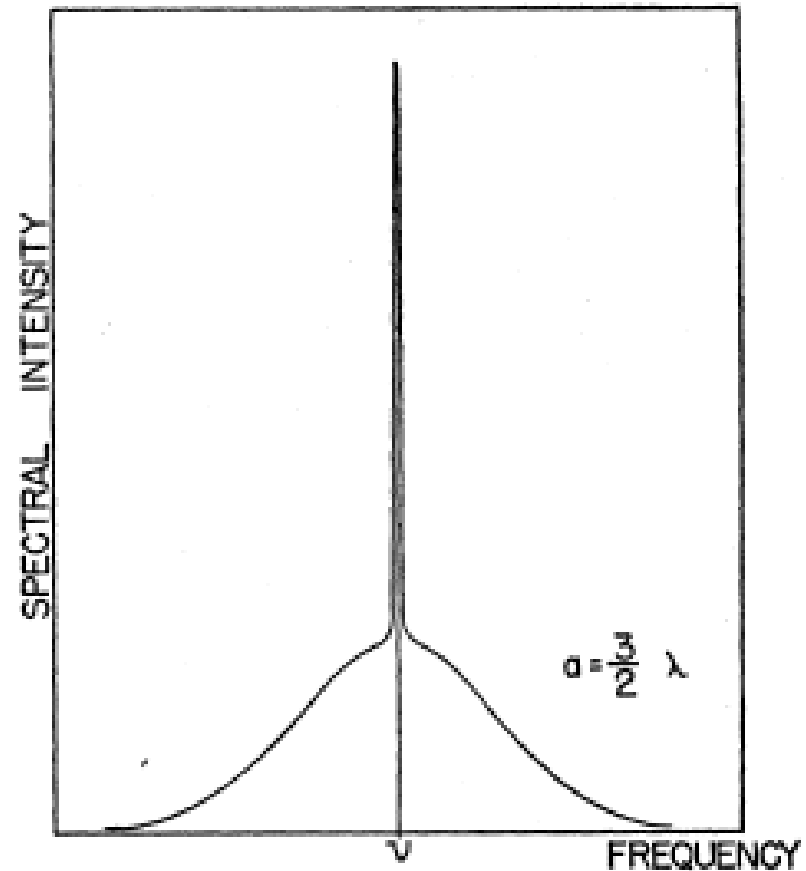
*Palmer Physical Laboratory, Princeton University, Princeton, New Jersey*

(Received September 17, 1952)

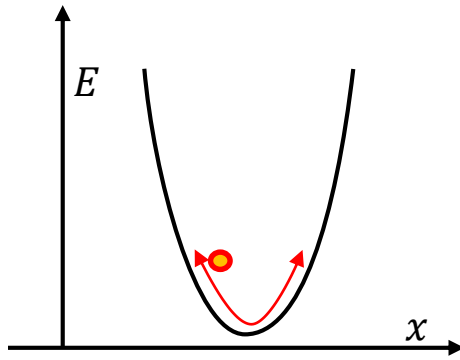
- ❑ Atomic gas, collisions change the velocity of atom but do not interrupt the phase of
- ❑ assume  $a < \lambda$ , with  $a$  being mean free path of the atom and  $\lambda$  is the wavelength

$$I(\alpha) = I_0 \frac{2\pi D / \lambda^2}{(\alpha - \nu)^2 + (2\pi D / \lambda^2)^2}$$

$D$  – diffusion constant

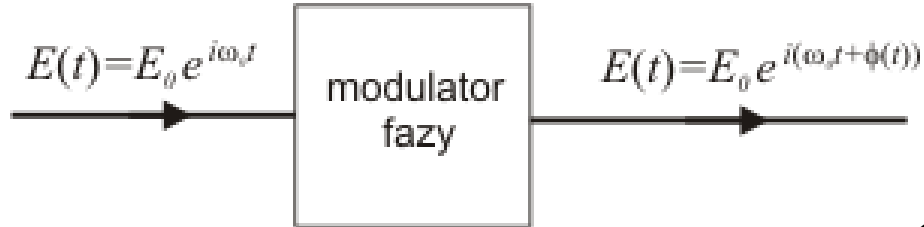


## Dicke effect in optical lattice



- ❑ an atom is radiating em wave of frequency  $\omega$  measured at its own reference system
- ❑ the atom moves in the  $x$  direction:  $x(t) = a \sin(\Omega t)$ ,  $v(t) \equiv \frac{dx}{dt} = \Omega a \cos(\Omega t)$ , harmonic oscillations
- ❑ classical approach, linear Doppler effect, the observer is located on the  $x$  axis
- ❑  $\omega'(t) = (1 + v(t)/c)\omega$  with  $v(t)$  being the velocity of atom
- ❑  $\Delta\omega(t) = \omega - \omega'(t) = \frac{v(t)}{c}\omega = \frac{\Omega a}{c} \frac{2\pi c}{\lambda} \cos(\Omega t) = \frac{2\pi\Omega a}{\lambda} \cos(\Omega t)$  – pure phase modulation of the radiation
- ❑ the phase  $\phi(t) = \int \omega'(t) dt = \omega t - \frac{2\pi a}{\lambda} \sin(\Omega t)$

## Dicke effect in optical lattice, 2



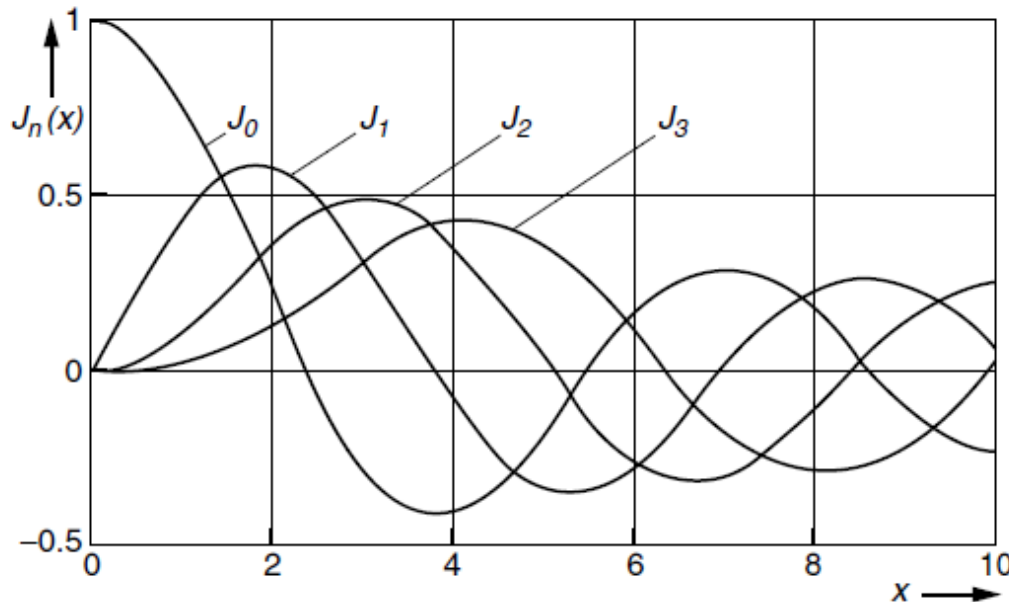
$$\phi(t) = \omega t - \frac{2\pi a}{\lambda} \sin(\Omega t)$$

$$E_{out}(t) = E_0 e^{-i[\omega t - \delta \sin(\Omega t)]} \omega t, \quad \delta = \frac{2\pi a}{\lambda}$$

$$E_{out}(t) = E_0 \sum_{n=-\infty}^{\infty} J_n(\delta) e^{-i(\omega t - n\Omega)t}$$

$J_n$  - Bessel function type 1 order  $n$

If  $\delta \ll 1$  then  $J_n(\delta) \ll J_0(\delta)$  for  $n = 1, 2, 3, \dots$

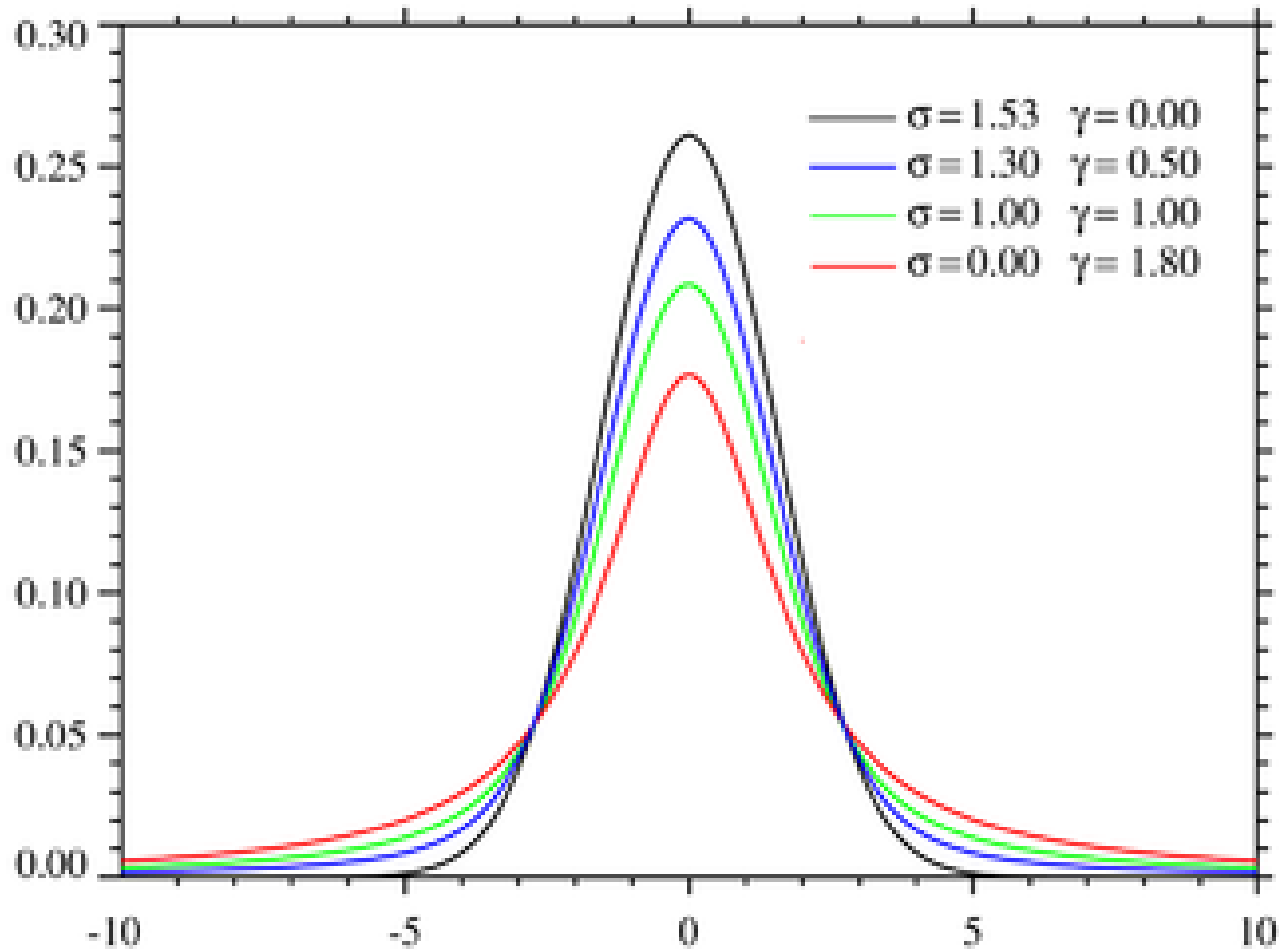


## mixed line-broadening, 1

Voigt's profile is a convolution of Lorentz and Gauss functions

$$g_V(x) = \int_{-\infty}^{\infty} dx' G(x'; \sigma) L(x - x'; \gamma)$$

$$G(x; \sigma) \equiv \frac{e^{-\frac{x^2}{2\sigma^2}}}{\sigma\sqrt{\pi}}, \quad L(x; \gamma) \equiv \frac{\gamma}{\pi(x^2 + \gamma^2)}$$



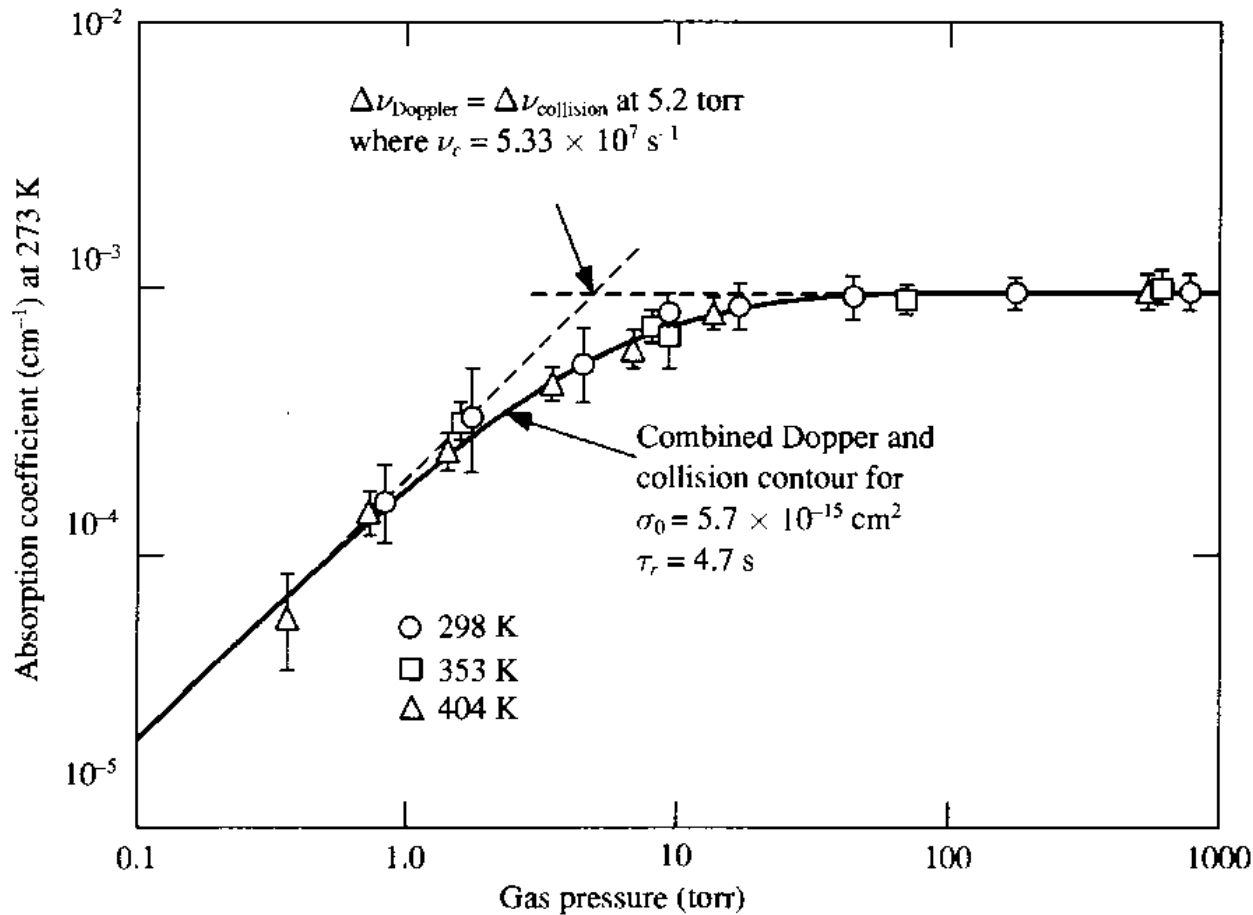
absorption coefficient  $\alpha$

$$\alpha \propto p \times 1/\Delta\nu$$

## mixed line-broadening, 2

Doppler broadening:  $\alpha \propto p$

pressure broadening:  $\alpha \propto p \times 1/p = \text{const}$



**FIGURE 7.9.** Absorption coefficient in  $\text{CO}_2$  at  $10.6 \mu\text{m}$  as a function of  $\text{CO}_2$  pressure. (After E. T. Gerry and D. A. Leonard, *Appl. Phys. Lett.* 8, 227, 1966.)

## "typical" linewidths

	effect	gas	liquid	condensed matter
homogenous	natural	0.001Hz-10MHz	n *	n
	atomic collision	5-10MHz/mbar	≈ 300 cm <sup>-1</sup>	----
	phonons	---	---	≈ 10 cm <sup>-1</sup>
inhomogeneous	Doppler	50MHz-1GHz	n	---
	Local fields	---	≈ 500 cm <sup>-1</sup>	1-500 cm <sup>-1</sup>

\*n - negligible

cm<sup>-1</sup> units are often used in spectroscopy

$$\tilde{\nu} \equiv \frac{1}{\lambda[\text{cm}]}$$

$$\tilde{\nu} \equiv \frac{1}{\lambda} [\text{cm}^{-1}] = \frac{\nu}{c \left[ \frac{\text{cm}}{\text{s}} \right]} = 10^{-2} \frac{\nu}{c}$$

numbers:  $\lambda = 1 \mu\text{m} \Leftrightarrow 10\,000 \text{ cm}^{-1}$   
 for  $\lambda = 1 \mu\text{m}$ :  $1 \text{ cm}^{-1} = 30\text{GHz}$

## gain saturation in media with different line broadening

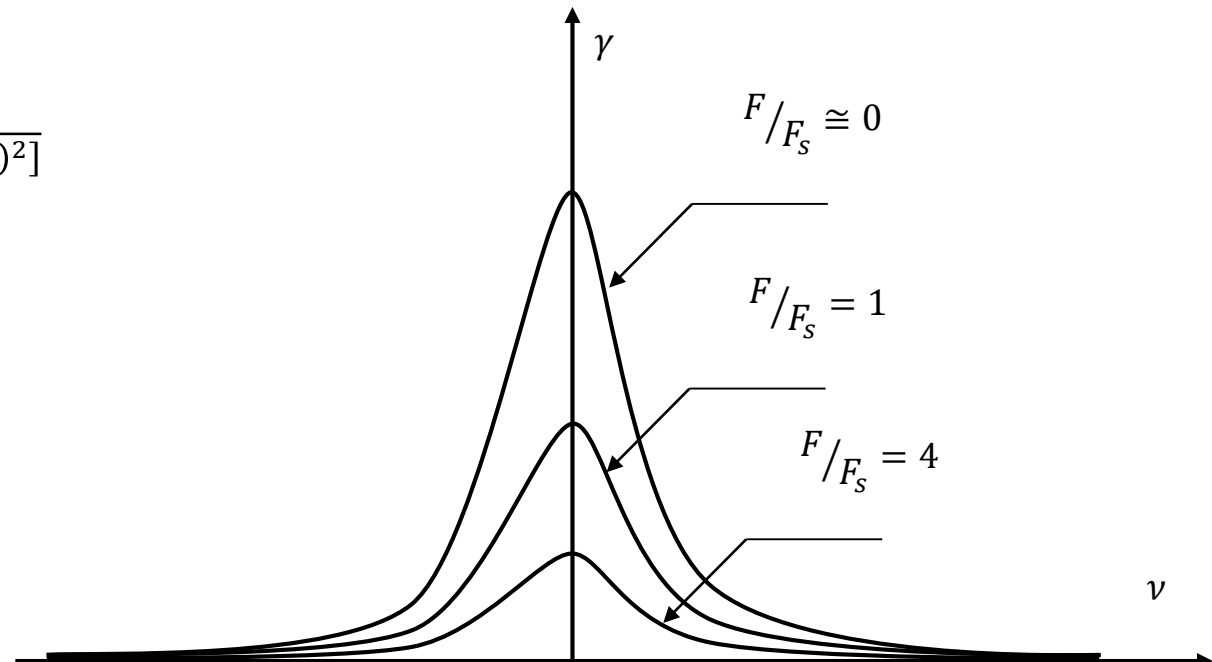
We will concentrate on the case  $\tau_p \gg T_1$ . Similar reasoning can be extended to other cases as well.

$$\gamma(F) = \frac{\gamma_0}{1 + F/F_s}$$

- Homogenous broadening dominates. As the population inversion decreases the gain drops for all frequencies because all atoms interact with the em wave in the same way. – Saturation requires higher intensities for frequencies far away from the resonance.

$$\gamma_0(\nu) \propto \frac{\Delta\nu}{2\pi[(\nu - \nu_0)^2 + (\Delta\nu/2)^2]}$$

$$\gamma(F, \nu) = \frac{\gamma_0(\nu)}{1 + F/F_s}$$





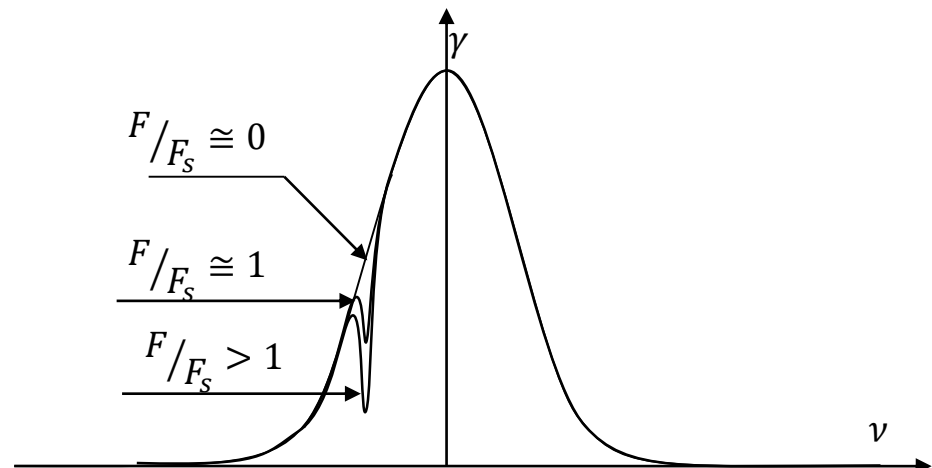
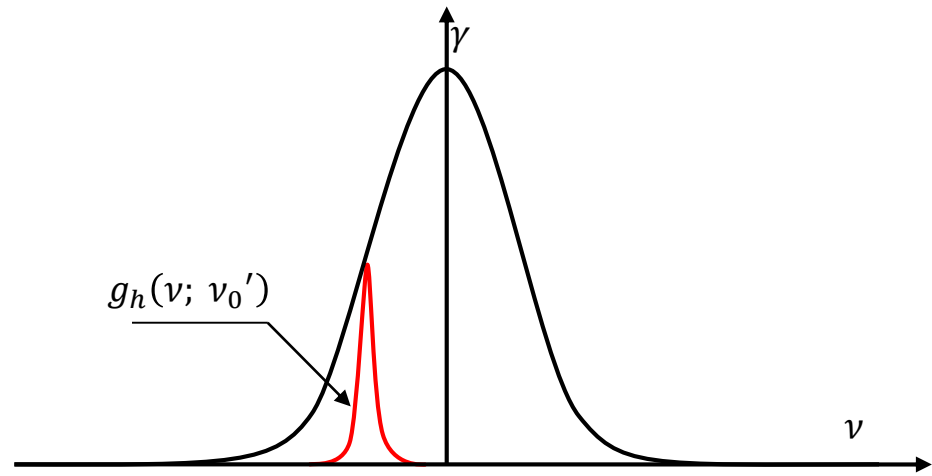
## gain saturation in media with different line broadening, 2

- inhomogeneous broadening dominates. A monochromatic em wave of frequency  $\nu$  interacts only with atoms that have their resonant frequencies close to  $\nu$  (closer than homogenous linewidth). The saturation affects only this selected group of atoms – other groups „do not see” the em field.

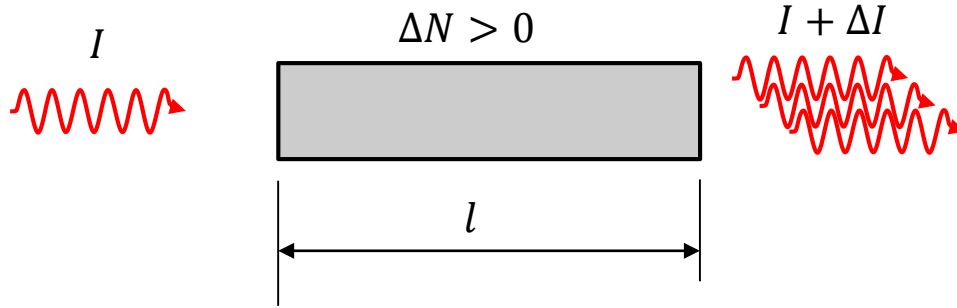
$$\gamma_0(\nu) \propto \int_{-\infty}^{\infty} d\nu_0' \underbrace{\frac{\Delta\nu}{2\pi[(\nu - \nu_0')^2 + (\Delta\nu/2)^2]}}_{g_h(\nu, \nu_0')} g(\nu_0')$$

$g_j(\nu, \nu_0')$   
homogeneously broadened line centered at  $\nu_0'$ .

Saturation „burns a hole” in the gain profile. Its width corresponds to the homogenous linewidth. The depth of the hole scales with saturation (em field intensity).



# laser amplifier efficiency



Definition:

- surface energy density (energy stored in the amplifier per unit area of its cross-section)

$$\mathcal{E} \equiv \hbar\omega_{12}\Delta Nl = \frac{\hbar\omega_{12}}{\sigma}\sigma\Delta Nl = E_s \cdot \gamma_0 \cdot l \quad \text{for } \tau_p \gg \tau_1$$

$$\mathcal{E} \equiv E_s \cdot \gamma_0 \cdot \frac{l}{2} \quad \text{for } \tau_p \ll \tau_1$$

- surface power density (power that can be extracted from the amplifier per unit area of its cross-section)

$$\mathcal{P} \equiv \frac{\hbar\omega_{12}\Delta Nl}{\tau_{21}} = I_s \cdot \gamma_0 \cdot l$$

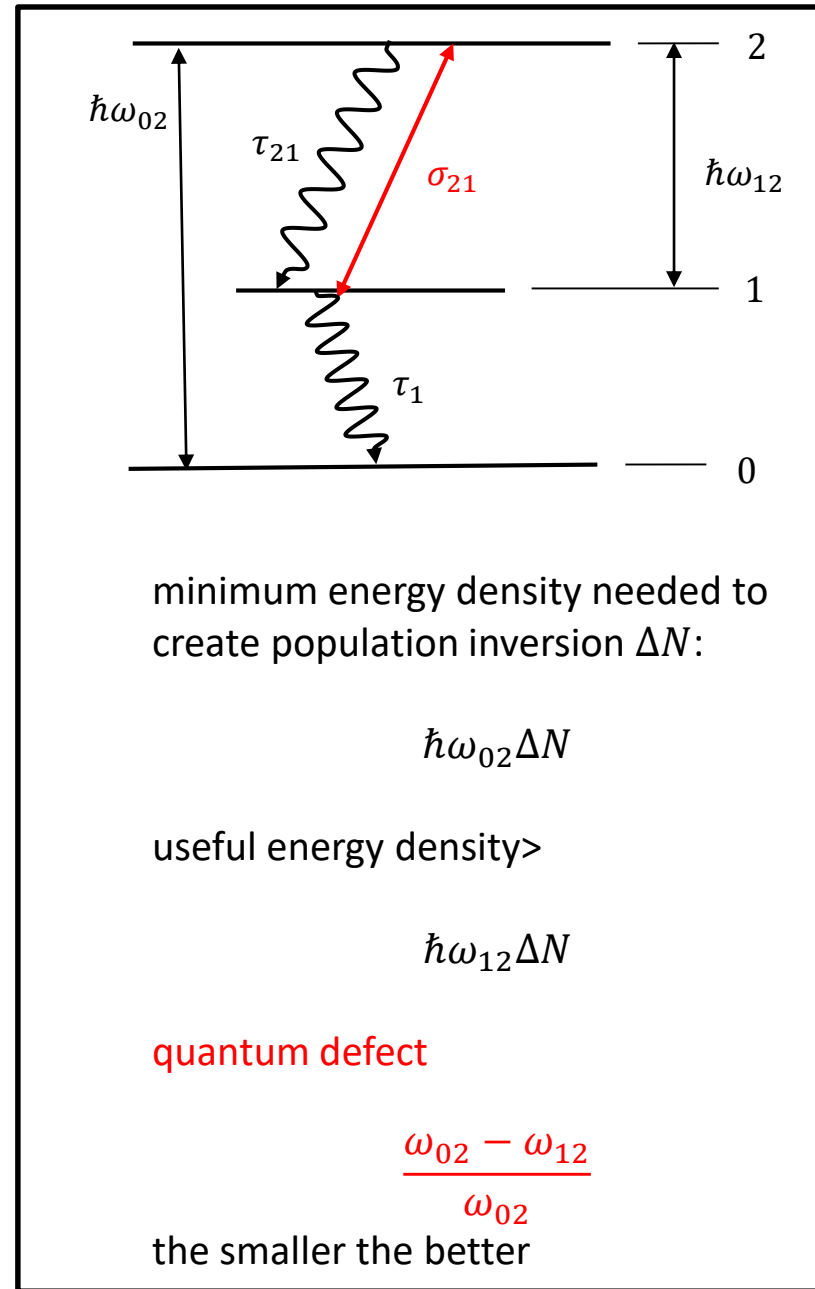
with

$$E_s = \frac{\hbar\omega_{12}}{\sigma_{21}},$$

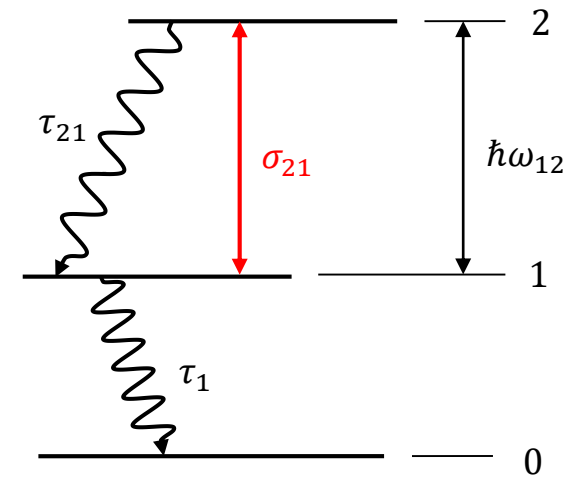
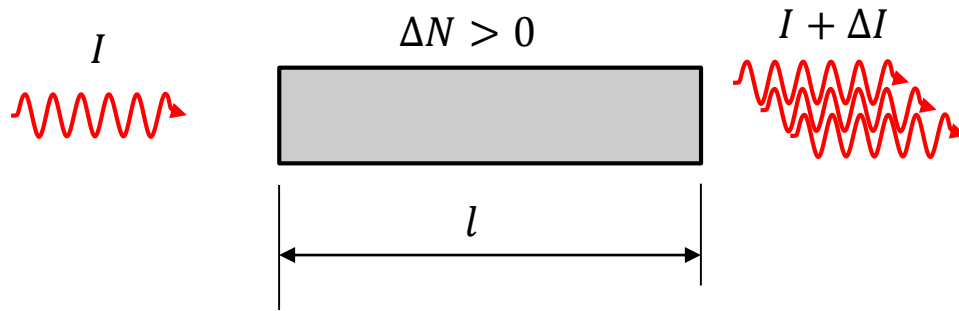
$$I_s = \hbar\omega_{12}/(\sigma_{21} \tau_{21})$$

saturation fluence

saturation intensity



## laser amplifier efficiency, 2



The definition of efficiency depends on the pulse duration:

- for short pulse  $\tau_p \ll \tau_{21}$  we use surface energy density

$$\eta = \frac{\mathcal{E}_{out} - \mathcal{E}_{in}}{\mathcal{E}}$$

- long pulse  $\tau_p \gg \tau_{21}$

The medium can adiabatically follow the photon flux – we should consider intensity. For simplicity, let's assume stationary case

$$\eta = \frac{I_{out} - I_{in}}{\mathcal{P}}$$

„in” and „out” correspond to the input and output of the amplifier, respectively.

## long pulse laser amplifier efficiency

A note that is always valid:

❖ The stronger the saturation the higher the efficiency.

Let's take the eqs. describing long pulse amplifier:

$$\ln \frac{I_{out}}{I_{in}} + \frac{I_{out} - I_{in}}{I_s} = \gamma_0 l$$

calculate

$$I_{out} - I_{in} = I_s \left( \gamma_0 l - \ln \frac{I_{out}}{I_{in}} \right)$$

in deep saturation we have in  $I_{out} \cong I_{in}$  and thus

$$I_{out} - I_{in} \cong I_s \gamma_0 l = \mathcal{P}$$

and

$$\eta = \frac{I_{out} - I_{in}}{\mathcal{P}} \cong 1$$

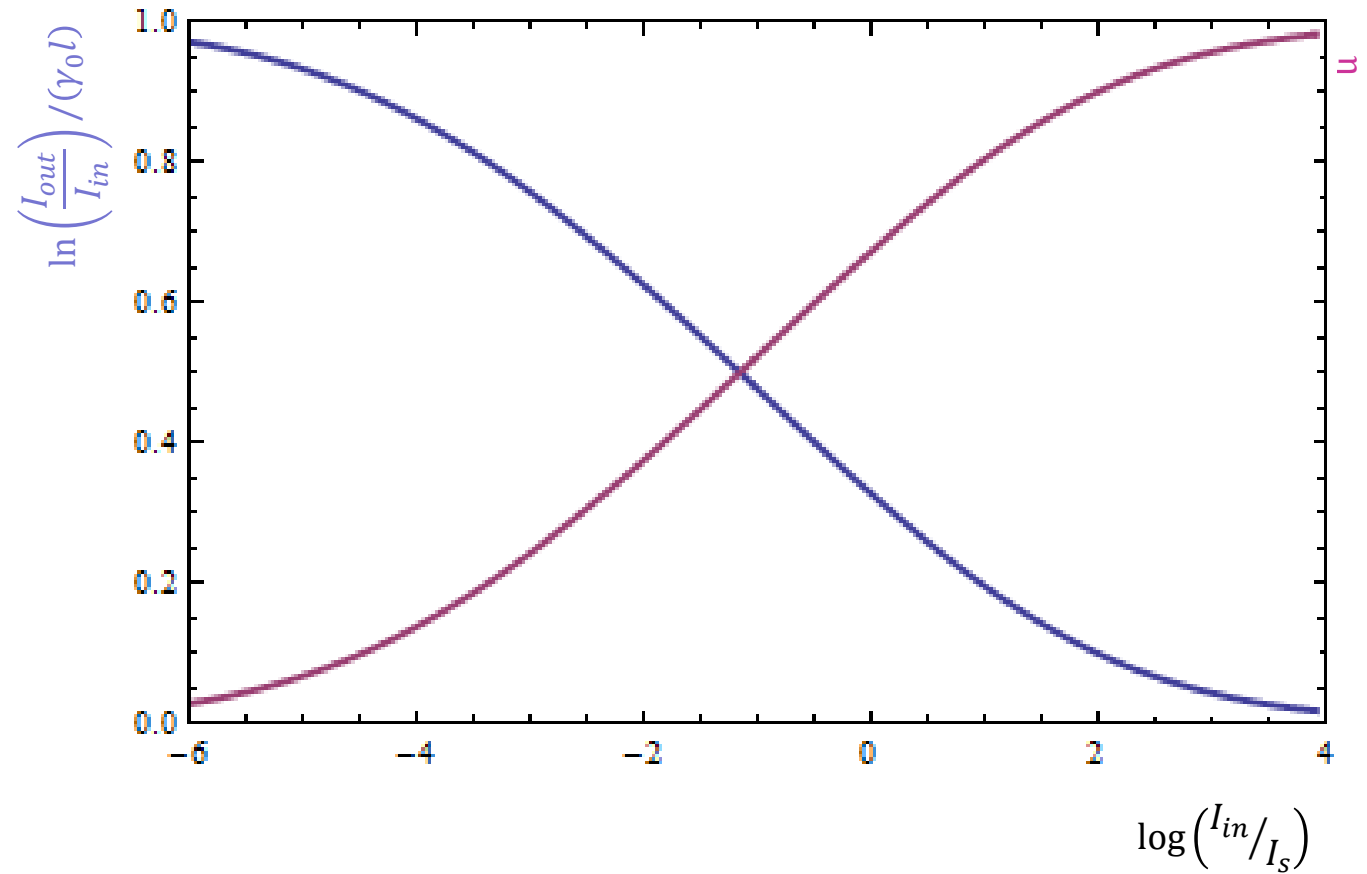
❖ The other limit (unsaturated amplifier):

$$I_{in}, I_{out} \ll I_s \Rightarrow I_{out} = e^{\gamma_0 l} I_{in}$$

$$\eta = \frac{I_{out} - I_{in}}{\mathcal{P}} = \frac{\gamma_0 l - \ln(I_{out}/I_{in})}{\gamma_0 l} = 0$$

## long pulse laser amplifier efficiency, 2

numerical modelling  
 $\gamma_0 l = 4$



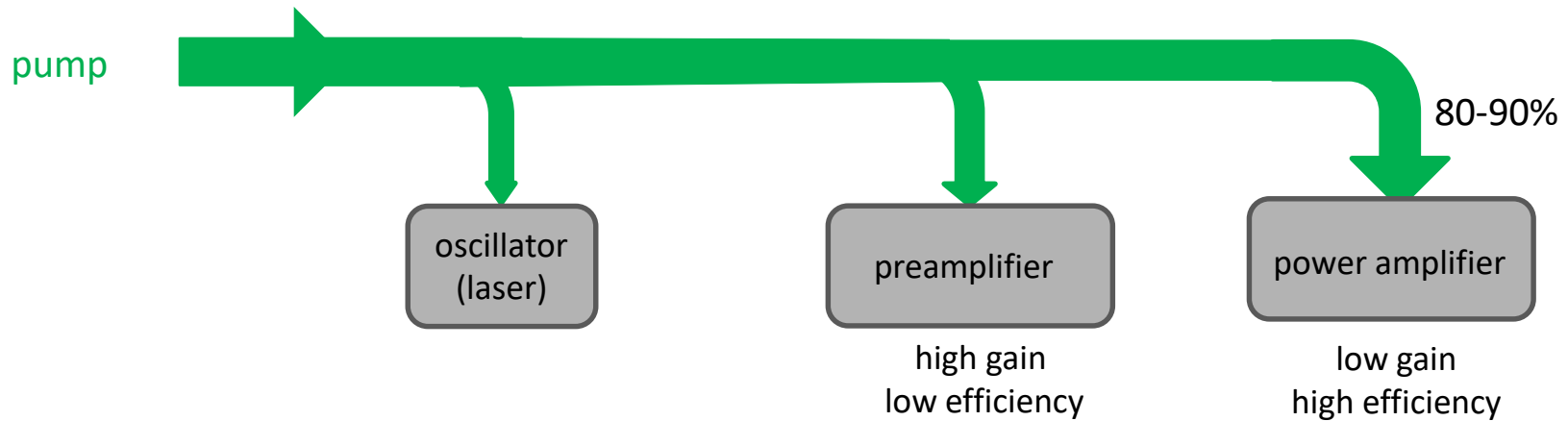
the dilemma of a laser master:  
gain or efficiency?

## laser amplifier efficiency, practical remarks

Can you eat the cake and keep it? Yes, you can have both in laser amplifiers!

➤ ns and longer pulses:

MOPA (Master Oscillator Power Amplifier)

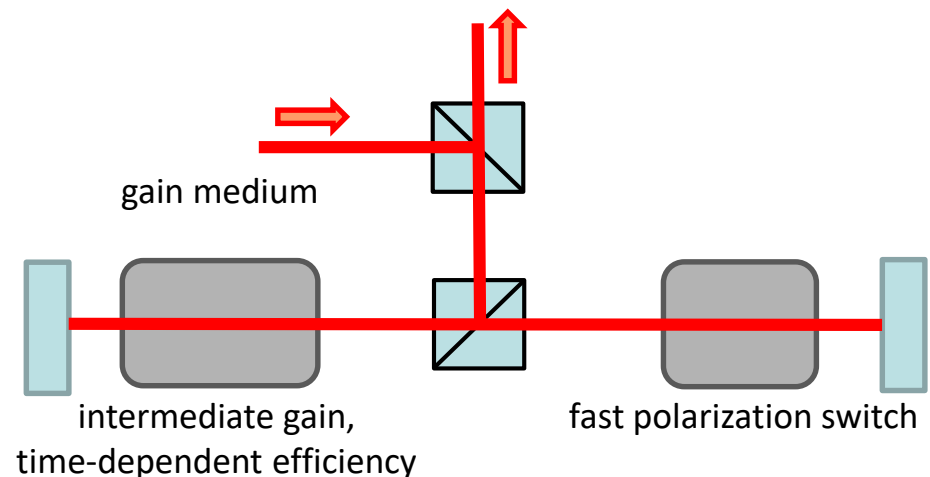


➤ sub-ns and shorter pulses

regenerative amplifier, pulsed operation

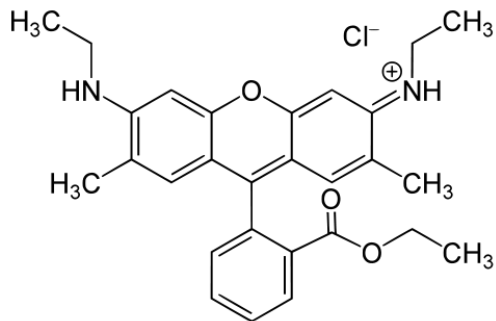
amplifier cycle:

- pumping of the gain medium
- seeding – the pulse is locked in the cavity
- amplification; a few up to few tens of round-trips
- the pulse is ejected from the cavity




## examples of amplifying media

name	formula	$\sigma[10^{-19}\text{cm}^2]$	$\lambda[\mu\text{m}]$	$\tau_{21}[\mu\text{s}]$	$\mathcal{E}[\text{J}/\text{cm}^2]$	$\mathcal{P}[10^6\text{W}/\text{cm}^2]$
Rhodamine 6G	$\text{C}_{28}\text{H}_{31}\text{N}_2\text{O}_3\text{Cl}$	2000	$\cong 0.59$	0.022	0.002	0.33
Nd:YAG	$\text{Nd}^{3+}:\text{Y}_3\text{Al}_5\text{O}_{12}$ 1% - $1.38 \times 10^{20} / \text{cm}^3$	2.8	1.064	230	0.89	
Ti:Sapphire	$\text{Ti}^{3+}:\text{Al}_2\text{O}_3$	3.8	$0.75 \div 1.1$	2.4	0.66	0.2
LiSAF	$\text{Cr}^{3+}:\text{LiSrAlF}_6$	0.5	$0.8 \div 0.9$	67	5.2	0.08
Yb:KYW	$\text{Yb}^{3+}:\text{KY}(\text{WO}_4)_2$ 0.5-100%	0.3	$1.03 \div 1.06$	300	7	
alexandrite	$\text{Cr}^{3+}:\text{BeAl}_2\text{O}_4$	0.1	0.75	$\sim 200$	26	0.13



structure of Rhodamine 6G molecule



Nd:YAG



alexandrite



Ti:Sapphire

## pumping of gain media

we need population inversion:  $N_2 > N_1$ . In thermodynamic equilibrium we have Boltzmann distribution of the populations:  $\frac{N_2}{N_1} = \exp\left(-\frac{\hbar\omega_{12}}{kT}\right) < 1$ . Heating of the medium does not work because temperature increase can, at most, equalize the populations. We need to put energy selectively so it results in moving the atom/ion to the upper level of the laser transition.

The methods:

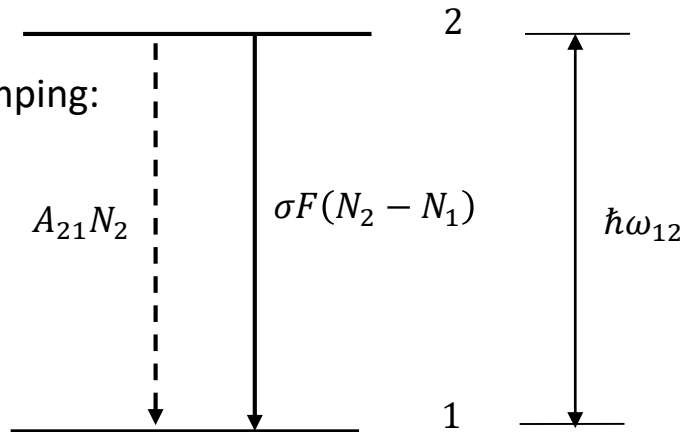
- ❖ electric current
- ❖ em radiation – light
- ❖ exothermic chemical reaction

2-level system, let's consider optical pumping:

$$\frac{dN_2}{dt} = -A_{21}N_2 - \sigma F(N_2 - N_1)$$

$$N_2 - N_1 = 2N_2 - N$$

$$\frac{dN_2}{dt} = -(A_{21} + 2\sigma F)N_2 + \sigma FN$$



stationary solution:

$$N_2 = \frac{\sigma FN}{(A_{21} + 2\sigma F)}$$

in the high intensity limit

$$\lim_{F \rightarrow \infty} N_2 = N/2$$



### 3-level system

assumptions:

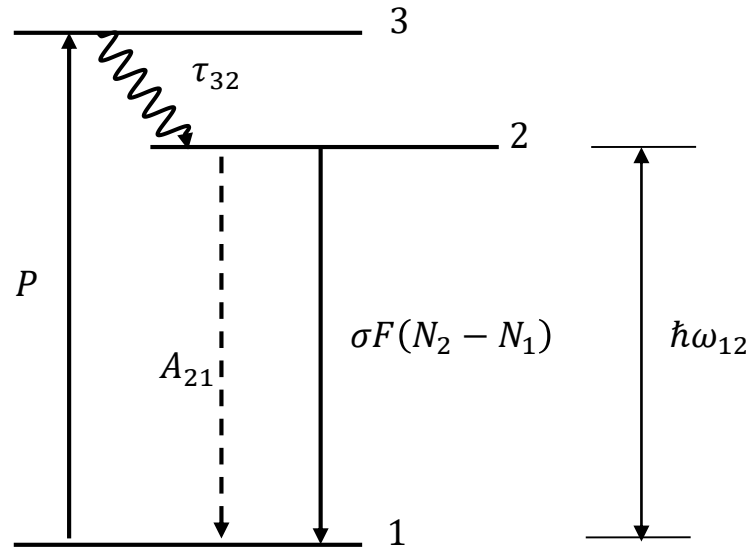
- $\tau_{21} = 1/A_{21}$ ,
- $\tau_{32} \ll \tau_{21}$
- $\frac{dN_3}{dt} = P \cdot N_1$

rate equations:

$$N_3 = 0$$

$$\frac{dN_2}{dt} = PN_1 - A_{21}N_2 - \sigma F(N_2 - N_1)$$

$$N_1 = N - N_2$$



stationary solutions  $\left(\frac{dN_2}{dt} = \frac{dN_1}{dt} = 0\right)$

for small light intensity (we neglect the term  $\sigma F(N_2 - N_1)$ ):

$$N_2 = \frac{P\tau_{21}}{1 + P\tau_{21}} N$$

$$N_1 = \frac{1}{1 + P\tau_{21}} N$$

population inversion:

$$\Delta N_0 = \frac{P\tau_{21} - 1}{1 + P\tau_{21}} N$$

gain possible for :

$$\Delta N_0 > 0 \Leftrightarrow P > \frac{1}{\tau_{21}} = A_{21}$$

### 3-level system, an example

ruby –  $\text{Cr}^{3+}:\text{Al}_2\text{O}_3$  chromium concentration 0.05%

$$N \cong 2 \times 10^{19} \text{cm}^{-3}$$

$$\tau_{21} \cong 2 \times 10^{-3} \text{s}$$

minimum pump rate:

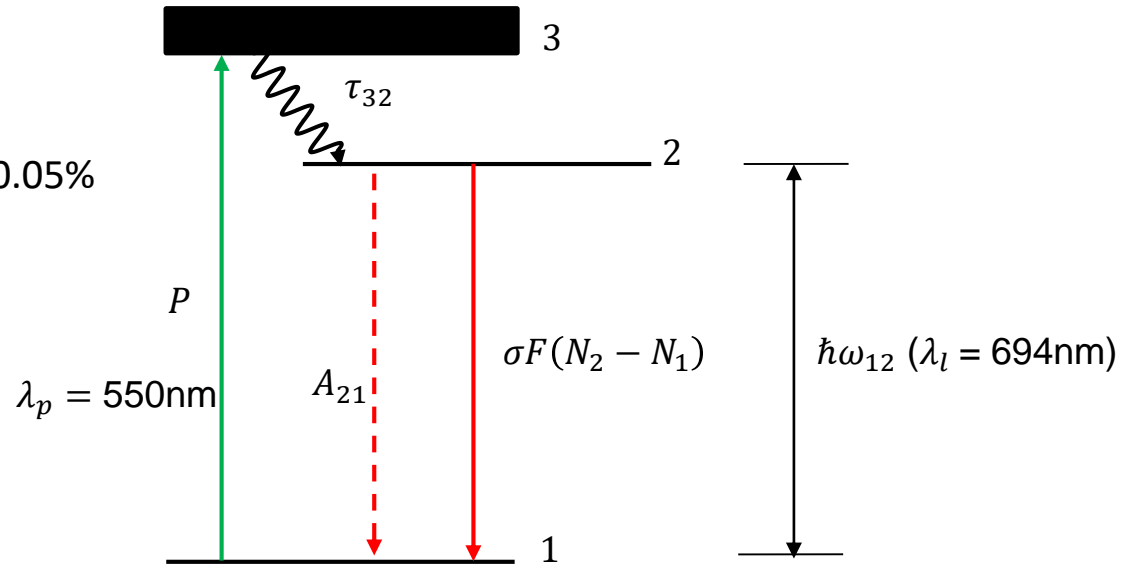
$$P_{min} = \frac{1}{\tau_{21}} \cong 500 \text{s}^{-1}$$

pump power density needed to reach  $\Delta N > 0$ :

$$\mathcal{P} = P_{min} \cdot N \cdot \hbar\omega_{12} \cong (0.5 \times 10^{-3} \text{s}^{-1})(2 \times 10^{19} \text{cm}^{-3})(3.6 \times 10^{-19} \text{J}) = 3.6 \text{kW/cm}^3$$

heat dissipation:

$$\mathcal{P}_{ciep\text{ł}o} = \frac{\omega_p - \omega_{21}}{\omega_p} \mathcal{P} \cong 0.8 \text{kW/cm}^3$$



pulsed operation

### 3-level system, saturation

population equations with light

$$\frac{dN_2}{dt} = PN_1 - A_{21}N_2 - \sigma F(N_2 - N_1) = 0$$

$$N_1 = N - N_2$$

gives

$$P(N - N_2) - A_{21}N_2 - \sigma F(2N_2 - N) = 0$$

algebra...

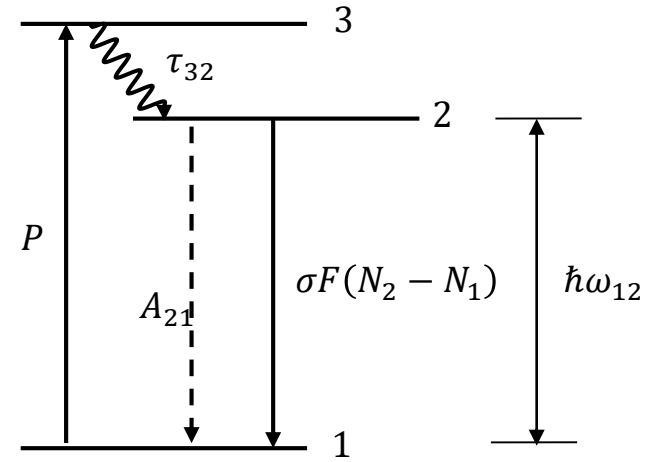
$$\Delta N = \frac{A_{21} + \sigma F}{P + A_{21} + 2\sigma F} N$$

more algebra...

$$\Delta N = \Delta N_0 \frac{1}{1 + F/F_s}$$

$$F_s(\nu, P) = \frac{1}{\sigma(\nu)\tau_{21}} \frac{1 + P\tau_{21}}{2}$$

$$I_s(\nu, P) = \frac{\hbar\omega_{12}}{\sigma(\nu)\tau_{21}} \frac{1 + P\tau_{21}}{2}$$



remember this formula

$$\gamma(\nu, I, P) = \gamma_0 \frac{1}{1 + F/F_s}$$

$$\gamma_0 = \sigma(\nu) \frac{P\tau_{21} - 1}{P\tau_{21} + 1} N$$

## 4-level system

Assume:

- $\tau_{21} = 1/A_{21}$ ,
- $\tau_{32} \ll \tau_{21}$
- $\frac{dN_3}{dt} = P \cdot N_1$

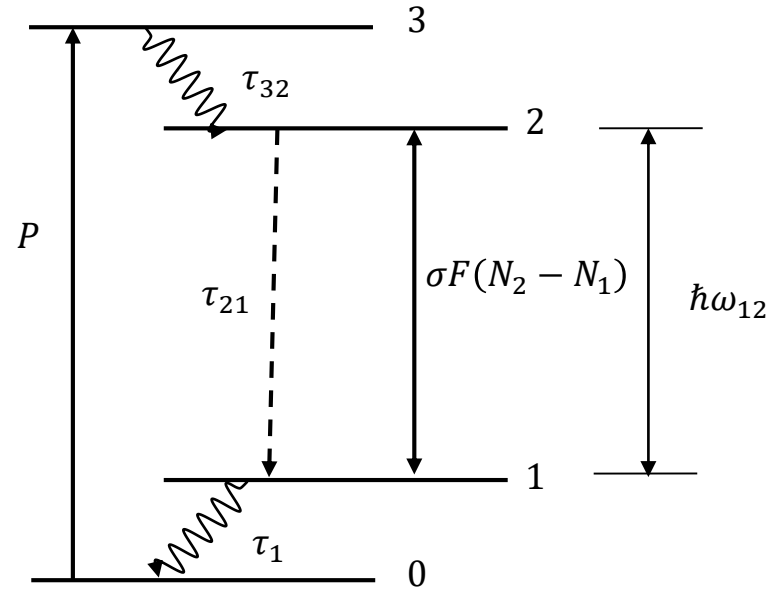
rate equations again:

$$N_3 = 0$$

$$\frac{dN_2}{dt} = PN_1 - A_{21}N_2 - \sigma F(N_2 - N_1)$$

$$\frac{dN_1}{dt} = A_{21}N_2 - \frac{1}{\tau_1}N_1 + F(N_2 - N_1)$$

$$N_0 + N_1 + N_2 = N$$



Stationary solutions for small light intensity:

$$\Delta N_0 = \frac{P(\tau_{21} - \tau_1)}{1 + P(\tau_{21} + \tau_1)} N$$

gain possible if :

$$\Delta N_0 > 0 \Leftrightarrow \tau_{21} > \tau_1$$

independently of the pumping rate

## 4-level system, gain saturation

Assumptions:

- $\tau_{21} = 1/A_{21}$ ,
- $\tau_{32} \ll \tau_{21}$
- $\frac{dN_3}{dt} = P \cdot N_1$

rate eqs.:

$$N_3 = 0$$

$$\frac{dN_2}{dt} = PN_0 - A_{21}N_2 - \sigma F(N_2 - N_1)$$

$$\frac{dN_1}{dt} = A_{21}N_2 - \frac{1}{\tau_1}N_1\sigma + F(N_2 - N_1)$$

$$N_0 + N_1 + N_2 = N$$

Stationary solutions:

$$\gamma(\nu, F, P) = \gamma_0(\nu) \frac{1}{1 + F/F_s}$$

$$\gamma_0(\nu) = \sigma(\nu)\Delta N_0$$

$$F_s(\nu, P) = \frac{1}{\sigma(\nu)} \frac{1 + P(\tau_{21} + \tau_1)}{1 + 2P\tau_1}$$

